

*Gobierno del Estado
Libre y Soberano de Chihuahua*



Registrado como
Artículo
de segunda Clase de
fecha 2 de Noviembre
de 1927

Todas las leyes y demás disposiciones supremas son obligatorias por el sólo hecho de publicarse en este Periódico.

Responsable: La Secretaría General de Gobierno. Se publica los Miércoles y Sábados.

Chihuahua, Chih., sábado 11 de agosto de 2018.

No. 64

Folleto Anexo

**JUNTA CENTRAL DE AGUA Y SANEAMIENTO DEL
ESTADO DE CHIHUAHUA**

ACUERDO N° 16/ORDINARIO/2018

ACUERDO N° 17/ORDINARIO/2018

Constancia.

Lic. Rogelio Aldaz Romero, Secretario del Consejo Directivo de la Junta Central de Agua y Saneamiento del Estado de Chihuahua, hace constar y certifica:

Que mediante sesión número IV ordinaria /2018, de fecha 29 de junio del año 2018, en el desahogo del quinto punto del orden del día del Consejo Directivo de la Junta Central de Agua y Saneamiento del Estado de Chihuahua, se sometió a consideración para su aprobación, lo siguiente:

“Se procede a dar lectura al numeral 5 del orden del día, mismo que refiere:”

5.- Presentación, análisis, discusión y aprobación en su caso de la modificación al Acta Tarifaria para el ejercicio 2018 de la J.M.A.S. de Chihuahua.

*Toma el uso de la voz el Lic. Rogelio Aldaz Romero, Secretario del Consejo Directivo de la Junta Central de Agua y Saneamiento del Estado de Chihuahua, para que lleve a cabo la **presentación, análisis, discusión y aprobación en su caso, de la modificación al Acta Tarifaria para el ejercicio 2018, de la J.M.A.S. de Chihuahua.** Como bien lo saben la Junta Central de Agua y Saneamiento del Estado de Chihuahua, tiene atribuciones legales de aprobar los proyectos de tarifas para el cobro de los derechos de las Juntas Municipales y Rurales de Agua y Saneamiento en el Estado de Chihuahua, así como sus modificaciones de acuerdo a lo que establecen los Artículos 10 Inciso b) Fracción VI y 15 fracción VI de la Ley de Agua del Estado de Chihuahua, y para una mejor ilustración de este punto se invitó al Lic. Emmanuel Gracia Muñoz, Director Jurídico de la Junta Municipal de Agua y Saneamiento de Chihuahua, a quien le damos la bienvenida a esta reunión de consejo, otorgándole el uso de la palabra, procediendo a dar una amplia explicación referente a la solicitud que le presentó al Consejo de este organismo, explicando todos y cada uno de los puntos que solicita sean aprobados, justificando ampliamente la necesidad de modificar el acta tarifaria vigente de la Junta Municipal de Agua y Saneamiento de Chihuahua, por lo que, acto seguido se muestra a los consejeros en la pantalla para su mayor comprensión, análisis y aprobación del Consejo Directivo, la siguiente propuesta de modificación al acta tarifaria para el ejercicio 2018 de la J.M.A.S. de Chihuahua, que se presenta ante este H. Consejo, misma que se identifica como **“ANEXO III JMAS CHIHUAHUA”**, y forma parte integrante de la presente acta.”*

*Exponiendo en este punto número cinco, lo relativo a la solicitud de la Junta Municipal de Agua y Saneamiento de Chihuahua de la autorización para modificar el (**Artículo 14 inciso e**), de su acta tarifaria e incluir dentro del apartado el concepto de **venta anticipada de agua tratada** a una tarifa especial, dirigida a usuarios del giro comercial e industrial con consumos mayores de 10,000 m³.*

Así mismo, establecer que de los potenciales usuarios con tarifa general de agua tratada que no cuenten con infraestructura hidráulica de línea morada, se contemple la posibilidad de que ellos realicen la inversión necesaria en infraestructura, para hacer llegar el servicio hasta donde deseen y se considere como un saldo a favor sobre el pago de servicio por este concepto. Con esto, la Junta Municipal de Agua y Saneamiento de Chihuahua estaría en posibilidades de expandir la red morada de agua tratada para otros usuarios de menor consumo y aprovechar agua que regularmente se desperdicia, cuyos beneficios serán en el mediano y largo plazo. Lo anterior, no incluye los costos por contratación, infraestructura para almacenar agua tratada, red de distribución interna y sistema de presurización, requisitos que deberán ser cubiertos por el usuario.

La tarifa general por agua residual tratada, es de \$6.12 por m³ y se propone adicionar lo siguiente tarifa preferencial a usuarios con pagos anticipados*:

| Volumen de Agua Residual Tratada | Precio Unitario Por m ³ Sin IVA |
|--|--|
| Superior a 10,000 m ³ Hasta 50,000 m ³ | \$5.12 |
| Superior a 50,000 m ³ | \$4.40 |

*Fecha límite para consumo del agua tratada pagada de manera anticipada es el 30 de septiembre de 2021.

Dando por concluido el presente punto por parte del Lic. Emmanuel Gracia Muñoz, quien representa a la Junta Municipal de Chihuahua, quien agradece la invitación para la presentación de este punto, toma el uso de la voz el Lic. Rogelio Aldaz Romero, quien procede a someter a consideración de los integrantes del Consejo Directivo para su conocimiento y respectiva aprobación, mismos que proceden a emitir el siguiente acuerdo:

A c u e r d o :

Primero.- Al desahogo del citado punto del orden del día recayó el siguiente:

Acuerdo número 16/Ordinario/2018, los señores consejeros, de conformidad con lo que señalan los Artículos 10 Inciso b Fracción VI y, 15 Fracción VI y 22 Fracción XII, de la Ley del Agua del Estado de Chihuahua, aprueban por mayoría, con nueve votos a favor y una abstención por parte del representante de la Secretaría de la Función Pública, (quien manifiesta que por una política definida al interior de la Secretaría de la Función Pública, se les instruyó que, a todos los que asistan como representantes a algún órgano o consejo de las dependencias del Gobierno del Estado, a no votar, ni a favor ni en contra de cualquier acuerdo que se someta en estas reuniones y las que se celebren en lo futuro, por lo que se abstiene de votar), por lo que se aprueba la modificación al acta tarifaria para el ejercicio 2018 de la J.M.A.S. de Chihuahua; condicionada, en lo que respecta a la adhesión del segundo párrafo del artículo 14 inciso e), del acta tarifaria en comento, para dar la oportunidad al posible usuario de las aguas tratadas, de invertir en la infraestructura y recibir esta inversión como saldo a favor en materia de pago de agua residual tratada, a la emisión de los Lineamientos correspondientes por parte de la misma descentralizada, J.M.A.S. de Chihuahua. De igual forma, se aprueba la publicación de la modificación del acta tarifaria descrita con anterioridad, en el Periódico Oficial del Estado. La cual ha sido expresada en los documentos que se agregan a la presente acta, mismos que se identifican como **"ANEXO III JMAS CHIHUAHUA"**, que forman parte integrante de la misma.

Haciendo la aclaración que solo los artículos, disposiciones, cláusulas, incisos y numerales del acta tarifaria mencionada en el anexo modificatorio autorizado en este acto, sufrirán modificación, quedando vigentes los artículos, disposiciones, cláusulas, incisos y numerales no mencionados en los anexos descritos.

Acto seguido, se procede a dar lectura al numeral 6 del orden del día, mismo que refiere:"

6.- Presentación, análisis, discusión y aprobación en su caso de la solicitud de la J.M.A.S. de Chihuahua, respecto de la modificación a su presupuesto del ejercicio fiscal 2018.

Toma el uso de la voz el Lic. Rogelio Aldaz Romero Secretario del Consejo Directivo de la Junta Central de Agua y Saneamiento del Estado de Chihuahua, para que lleve a cabo la **Presentación, análisis, discusión y aprobación en su caso de la solicitud de la J.M.A.S. de Chihuahua, respecto de la modificación a su presupuesto del ejercicio fiscal 2018.** Como bien lo saben la Junta Central Agua y Saneamiento del Estado de Chihuahua tiene atribuciones legales de aprobar los proyectos de presupuestos de las Juntas Municipales y Rurales de Agua y Saneamiento en el Estado de Chihuahua, así como sus modificaciones de acuerdo a lo que establecen los Artículos 10 Inciso b) Fracción VII y 15 fracción IV de la Ley de Agua del Estado de Chihuahua, y para una mejor ilustración de este punto se invitó al Lic. Emmanuel Gracia Muñoz, titular de la Dirección Jurídica de la Junta Municipal de Agua y Saneamiento de Chihuahua, a quien le damos la bienvenida a esta reunión de consejo, otorgándole el uso de la palabra, procediendo a dar una amplia explicación referente a la solicitud que se presentó al consejo de este organismo, y que fue desahogada en este numeral 6 del orden del día, en el que, la Junta Municipal de Agua y Saneamiento de Chihuahua, solicita autorización para ampliar el Presupuesto de Ingresos y Egresos del Ejercicio Fiscal 2018, con motivo de los cambios en algunos conceptos del acta tarifaria, aprobados previamente por este Consejo Directivo de la Junta Central de Agua y Saneamiento en sesión II del 25 de abril de 2018 y a su vez en esta misma sesión lo relativo a la venta anticipada de agua tratada.

| Principales Cambios Autorizados Previamente | Impacto en Presupuesto |
|--|------------------------|
| - Derechos de Instalación y Suministro de Medidores. | \$1,579,000.00 |
| - Costo de Reparación en Arco Medidor. | \$390,000.00 |
| - Pago de Contribuciones Especiales por Reparación de Tomas. | \$700,000.00 |
| - Pago de Contribuciones Especiales por Reparación de Descargas. | \$100,000.00 |
| - Pago de Derechos por Aprobación de Planos y Servicio de Agua en Periodo de Construcción. | \$1,600,000.00 |
| - Tarifa especial por Pago anticipado de agua tratada. * | - \$1,952,000.00 |
| Ingreso Total a Incorporar: | <u>\$2,417,000.00</u> |

* Saldo resultante de obtener de manera anticipada recursos por venta de agua tratada, que para fines de presupuesto se devengan conforme se utilizan, pero en bancos ya deberá existir el recurso y se provisiona como un pasivo por devengar.

Explicando con lo anterior todos y cada uno de los puntos que solicita sean aprobados, justificando ampliamente la necesidad de modificar el presupuesto de la Junta Municipal de Agua y Saneamiento de Chihuahua, por lo que, acto seguido se muestra a los consejeros en la pantalla para su mayor comprensión, análisis, y de ser procedente, su aprobación por parte del Consejo Directivo, la siguiente propuesta de modificación del presupuesto para el ejercicio fiscal 2018 de la J.M.A.S. de Chihuahua, que se presenta ante este H. Consejo, misma que se identifica como "ANEXO III JMAS CHIHUAHUA", y forma parte integrante de la presente acta."

Dando por concluido el presente punto por parte del Lic. Emmanuel Gracia Muñoz, quien representa a la Junta Municipal de Chihuahua, quien agradece la invitación para la presentación de este punto, toma el uso de la voz el Lic. Rogelio Aldaz Romero, quien procede a someter a consideración de los integrantes del Consejo Directivo para su conocimiento y respectiva aprobación, mismos que proceden a emitir el siguiente acuerdo:

A c u e r d o:

Segundo.- Al desahogo del citado punto del orden del día recayó el siguiente:

Acuerdo número 17/Ordinario/2018, los señores consejeros de conformidad con lo que señalan los Artículos 10 Inciso b Fracción VII y, 15 Fracción IV, de la Ley del Agua del Estado de Chihuahua, aprueban por mayoría, con nueve votos a favor y una abstención por parte del representante de la Secretaría de la Función Pública, (quien manifiesta que por una política definida al interior de la Secretaría de la Función Pública, se les instruyó que, a todos los que asistan como representantes a algún órgano o consejo de las dependencias del Gobierno del Estado, a no votar, ni a favor ni en contra de cualquier acuerdo que se someta en estas reuniones y las que se celebren en lo futuro, por lo que se abstiene de votar), por lo que se aprueba la solicitud de la J.M.A.S. de Chihuahua, respecto de la modificación a su presupuesto del Ejercicio Fiscal 2018. De igual forma, se aprueba la publicación de la modificación del presupuesto descrita con anterioridad, en el Periódico Oficial del Estado. La cual ha sido expresada en los documentos que se agregan a la presente acta, mismos que se identifican como "ANEXO III JMAS CHIHUAHUA", que forman parte integrante de la misma.

De la misma manera se agrega a la presente certificación el documento identificado como "ANEXO III JMAS CHIHUAHUA", que consta de (34 fojas), todas impresas por un solo lado.

Tercero.- Se autoriza y se firma la presente constancia de conformidad con el artículo 17 fracción IV de la Ley del Agua del Estado de Chihuahua, para los efectos legales a los que haya lugar.

Cuarto.- Procédase a solicitar la publicación de la presente constancia, así como su anexo en el Periódico Oficial del Estado de Chihuahua, de conformidad con el Artículo 17 Fracción VI de la Ley del Agua para el Estado de Chihuahua.

Chihuahua, Chih., a 29 de junio del año 2018.



Lic. Rogelio Aldaz Romero.
Secretario del Consejo Directivo de la Junta Central
de Agua y Saneamiento del Estado de Chihuahua.

“ANEXO III JMAS CHIHUAHUA”

DICE:

**CAPÍTULO II: TARIFAS DOMÉSTICAS, COMERCIALES, INDUSTRIALES,
ESPECIALES Y OTRAS.**

...

ARTÍCULO 14.- Cuando a un usuario se le determine por el Organismo Operador el volumen de agua consumida a través de un dispositivo de medición, este pagará por los servicios que reciba las cuotas de acuerdo al uso que corresponda, tal y como a continuación se señala:

a) **Uso Doméstico**

| Uso Doméstico | | | | |
|----------------------|-----------|----------|---------|----------|
| M ³ | 2017 | 2018 | | |
| | DICIEMBRE | ENERO | ABC | NETO |
| 0-10 | \$127.48 | \$128.24 | \$11.74 | \$116.50 |
| 11 | \$139.08 | \$139.91 | \$22.54 | \$117.37 |
| 12 | \$150.67 | \$151.57 | \$23.60 | \$127.97 |
| 13 | \$162.26 | \$163.24 | \$24.68 | \$138.56 |
| 14 | \$173.85 | \$174.89 | \$25.74 | \$149.15 |
| 15 | \$185.45 | \$186.56 | \$26.81 | \$159.75 |

| Uso Doméstico | | | | | | | | |
|----------------------|-----------|----------|----------------|------------|------------|----------------|-------------|-------------|
| M ³ | 2017 | 2018 | M ³ | 2017 | 2018 | M ³ | 2017 | 2018 |
| | DICIEMBRE | ENERO | | DICIEMBRE | ENERO | | DICIEMBRE | ENERO |
| 16 | \$208.73 | \$209.99 | 179 | \$6,212.57 | \$6,249.85 | 342 | \$13,759.60 | \$13,842.16 |
| 17 | \$220.46 | \$221.78 | 180 | \$6,247.15 | \$6,284.63 | 343 | \$13,799.84 | \$13,882.63 |
| 18 | \$232.18 | \$233.57 | 181 | \$6,281.72 | \$6,319.41 | 344 | \$13,840.07 | \$13,923.11 |
| 19 | \$243.90 | \$245.37 | 182 | \$6,316.29 | \$6,354.19 | 345 | \$13,880.30 | \$13,963.58 |
| 20 | \$255.62 | \$257.15 | 183 | \$6,350.85 | \$6,388.96 | 346 | \$13,920.52 | \$14,004.04 |
| 21 | \$288.72 | \$290.45 | 184 | \$6,385.42 | \$6,423.73 | 347 | \$13,960.75 | \$14,044.52 |
| 22 | \$301.38 | \$303.19 | 185 | \$6,419.99 | \$6,458.51 | 348 | \$14,000.99 | \$14,084.99 |
| 23 | \$314.04 | \$315.92 | 186 | \$6,454.57 | \$6,493.29 | 349 | \$14,041.22 | \$14,125.47 |
| 24 | \$326.70 | \$328.66 | 187 | \$6,489.14 | \$6,528.07 | 350 | \$14,081.45 | \$14,165.94 |
| 25 | \$339.36 | \$341.40 | 188 | \$6,523.71 | \$6,562.85 | 351 | \$14,121.67 | \$14,206.40 |
| 26 | \$352.02 | \$354.13 | 189 | \$6,558.27 | \$6,597.62 | 352 | \$14,161.90 | \$14,246.88 |
| 27 | \$364.67 | \$366.86 | 190 | \$6,592.84 | \$6,632.40 | 353 | \$14,202.14 | \$14,287.35 |
| 28 | \$377.33 | \$379.59 | 191 | \$6,627.41 | \$6,667.18 | 354 | \$14,242.37 | \$14,327.82 |
| 29 | \$390.00 | \$392.34 | 192 | \$6,661.99 | \$6,701.96 | 355 | \$14,282.60 | \$14,368.30 |
| 30 | \$402.65 | \$405.07 | 193 | \$6,696.56 | \$6,736.74 | 356 | \$14,322.82 | \$14,408.76 |

| Uso Doméstico | | | | | | | | |
|----------------------|------------------|-------------------|-----------|------------------|-------------------|-----------|------------------|--------------------|
| M³ | 2017 | 2018 | M³ | 2017 | 2018 | M³ | 2017 | 2018 |
| | DICIEMBRE | ENERO | | DICIEMBRE | ENERO | | DICIEMBRE | ENERO |
| 31 | \$619.34 | \$503.74 | 194 | \$6,731.12 | \$6,771.50 | 357 | \$14,363.05 | \$14,449.23 |
| 32 | \$638.52 | \$553.74 | 195 | \$6,765.69 | \$6,806.28 | 358 | \$14,403.29 | \$14,489.71 |
| 33 | \$657.69 | \$603.74 | 196 | \$6,800.26 | \$6,841.06 | 359 | \$14,443.52 | \$14,530.18 |
| 34 | \$676.88 | \$653.74 | 197 | \$6,834.83 | \$6,875.84 | 360 | \$14,483.75 | \$14,570.65 |
| 35 | \$696.06 | \$700.23 | 198 | \$6,869.40 | \$6,910.62 | 361 | \$14,523.97 | \$14,611.12 |
| 36 | \$715.24 | \$719.53 | 199 | \$6,903.98 | \$6,945.40 | 362 | \$14,564.20 | \$14,651.59 |
| 37 | \$734.42 | \$738.83 | 200 | \$6,938.54 | \$6,980.17 | 363 | \$14,604.44 | \$14,692.06 |
| 38 | \$753.59 | \$758.11 | 201 | \$7,623.59 | \$7,669.34 | 364 | \$14,644.67 | \$14,732.54 |
| 39 | \$772.77 | \$777.41 | 202 | \$7,661.51 | \$7,707.48 | 365 | \$14,684.90 | \$14,773.01 |
| 40 | \$791.96 | \$796.71 | 203 | \$7,699.43 | \$7,745.63 | 366 | \$14,725.12 | \$14,813.47 |
| 41 | \$847.21 | \$826.24 | 204 | \$7,737.36 | \$7,783.78 | 367 | \$14,765.35 | \$14,853.95 |
| 42 | \$867.28 | \$856.24 | 205 | \$7,775.27 | \$7,821.93 | 368 | \$14,805.59 | \$14,894.42 |
| 43 | \$887.35 | \$886.24 | 206 | \$7,813.20 | \$7,860.08 | 369 | \$14,845.82 | \$14,934.89 |
| 44 | \$907.42 | \$912.86 | 207 | \$7,851.12 | \$7,898.23 | 370 | \$14,886.05 | \$14,975.37 |
| 45 | \$927.49 | \$933.05 | 208 | \$7,889.05 | \$7,936.38 | 371 | \$14,926.27 | \$15,015.83 |
| 46 | \$947.55 | \$953.24 | 209 | \$7,926.96 | \$7,974.53 | 372 | \$14,966.50 | \$15,056.30 |
| 47 | \$967.62 | \$973.43 | 210 | \$7,964.89 | \$8,012.68 | 373 | \$15,006.74 | \$15,096.78 |
| 48 | \$987.69 | \$993.62 | 211 | \$8,002.82 | \$8,050.83 | 374 | \$15,046.97 | \$15,137.25 |
| 49 | \$1,007.76 | \$1,013.81 | 212 | \$8,040.74 | \$8,088.98 | 375 | \$15,087.20 | \$15,177.72 |
| 50 | \$1,027.83 | \$1,033.99 | 213 | \$8,078.66 | \$8,127.13 | 376 | \$15,127.42 | \$15,218.19 |
| 51 | \$1,094.99 | \$1,101.56 | 214 | \$8,116.58 | \$8,165.28 | 377 | \$15,167.65 | \$15,258.66 |
| 52 | \$1,115.98 | \$1,122.68 | 215 | \$8,154.51 | \$8,203.43 | 378 | \$15,207.89 | \$15,299.13 |
| 53 | \$1,136.97 | \$1,143.79 | 216 | \$8,192.42 | \$8,241.57 | 379 | \$15,248.12 | \$15,339.61 |
| 54 | \$1,157.95 | \$1,164.90 | 217 | \$8,230.35 | \$8,279.73 | 380 | \$15,288.35 | \$15,380.08 |
| 55 | \$1,178.94 | \$1,186.01 | 218 | \$8,268.27 | \$8,317.88 | 381 | \$15,328.57 | \$15,420.54 |
| 56 | \$1,199.93 | \$1,207.13 | 219 | \$8,306.20 | \$8,356.03 | 382 | \$15,368.80 | \$15,461.02 |
| 57 | \$1,220.92 | \$1,228.25 | 220 | \$8,344.11 | \$8,394.18 | 383 | \$15,409.04 | \$15,501.49 |
| 58 | \$1,241.91 | \$1,249.36 | 221 | \$8,382.04 | \$8,432.33 | 384 | \$15,449.27 | \$15,541.96 |
| 59 | \$1,262.90 | \$1,270.47 | 222 | \$8,419.96 | \$8,470.48 | 385 | \$15,489.50 | \$15,582.44 |
| 60 | \$1,283.88 | \$1,291.59 | 223 | \$8,457.88 | \$8,508.62 | 386 | \$15,529.72 | \$15,622.90 |
| 61 | \$1,403.99 | \$1,412.42 | 224 | \$8,495.85 | \$8,546.83 | 387 | \$15,569.95 | \$15,663.37 |
| 62 | \$1,426.60 | \$1,435.16 | 225 | \$8,533.73 | \$8,584.93 | 388 | \$15,610.19 | \$15,703.85 |
| 63 | \$1,449.21 | \$1,457.91 | 226 | \$8,571.65 | \$8,623.08 | 389 | \$15,650.42 | \$15,744.32 |
| 64 | \$1,471.82 | \$1,480.65 | 227 | \$8,609.57 | \$8,661.22 | 390 | \$15,690.65 | \$15,784.80 |
| 65 | \$1,494.43 | \$1,503.40 | 228 | \$8,647.49 | \$8,699.38 | 391 | \$15,730.87 | \$15,825.26 |
| 66 | \$1,517.04 | \$1,526.14 | 229 | \$8,685.42 | \$8,737.53 | 392 | \$15,771.10 | \$15,865.73 |
| 67 | \$1,539.65 | \$1,548.89 | 230 | \$8,723.33 | \$8,775.67 | 393 | \$15,811.34 | \$15,906.21 |
| 68 | \$1,562.26 | \$1,571.64 | 231 | \$8,761.26 | \$8,813.82 | 394 | \$15,851.57 | \$15,946.68 |
| 69 | \$1,584.87 | \$1,594.38 | 232 | \$8,799.18 | \$8,851.98 | 395 | \$15,891.80 | \$15,987.15 |
| 70 | \$1,607.48 | \$1,617.13 | 233 | \$8,837.11 | \$8,890.13 | 396 | \$15,932.02 | \$16,027.62 |

| Uso Doméstico | | | | | | | | |
|----------------------|------------|------------|----------------|-------------|-------------|----------------|-------------|-------------|
| M ³ | 2017 | 2018 | M ³ | 2017 | 2018 | M ³ | 2017 | 2018 |
| | DICIEMBRE | ENERO | | DICIEMBRE | ENERO | | DICIEMBRE | ENERO |
| 71 | \$1,706.75 | \$1,716.99 | 234 | \$8,875.02 | \$8,928.27 | 397 | \$15,972.26 | \$16,068.09 |
| 72 | \$1,730.42 | \$1,740.80 | 235 | \$8,912.95 | \$8,966.42 | 398 | \$16,012.49 | \$16,108.56 |
| 73 | \$1,754.09 | \$1,764.61 | 236 | \$8,950.87 | \$9,004.58 | 399 | \$16,052.72 | \$16,149.04 |
| 74 | \$1,777.77 | \$1,788.43 | 237 | \$8,988.80 | \$9,042.73 | 400 | \$16,092.95 | \$16,189.51 |
| 75 | \$1,801.43 | \$1,812.24 | 238 | \$9,026.71 | \$9,080.87 | 401 | \$16,866.31 | \$16,967.51 |
| 76 | \$1,825.10 | \$1,836.05 | 239 | \$9,064.64 | \$9,119.02 | 402 | \$16,908.37 | \$17,009.82 |
| 77 | \$1,848.77 | \$1,859.86 | 240 | \$9,102.56 | \$9,157.18 | 403 | \$16,950.42 | \$17,052.12 |
| 78 | \$1,872.45 | \$1,883.68 | 241 | \$9,140.48 | \$9,195.32 | 404 | \$16,992.48 | \$17,094.43 |
| 79 | \$1,896.11 | \$1,907.49 | 242 | \$9,178.40 | \$9,233.47 | 405 | \$17,034.54 | \$17,136.74 |
| 80 | \$1,919.78 | \$1,931.30 | 243 | \$9,216.33 | \$9,271.63 | 406 | \$17,076.58 | \$17,179.04 |
| 81 | \$2,055.94 | \$2,068.28 | 244 | \$9,254.25 | \$9,309.78 | 407 | \$17,118.64 | \$17,221.35 |
| 82 | \$2,081.03 | \$2,093.52 | 245 | \$9,292.17 | \$9,347.92 | 408 | \$17,160.70 | \$17,263.66 |
| 83 | \$2,106.12 | \$2,118.75 | 246 | \$9,330.09 | \$9,386.07 | 409 | \$17,202.75 | \$17,305.96 |
| 84 | \$2,131.20 | \$2,143.99 | 247 | \$9,368.02 | \$9,424.23 | 410 | \$17,244.81 | \$17,348.28 |
| 85 | \$2,156.30 | \$2,169.24 | 248 | \$9,405.93 | \$9,462.37 | 411 | \$17,286.85 | \$17,390.58 |
| 86 | \$2,181.39 | \$2,194.48 | 249 | \$9,443.86 | \$9,500.52 | 412 | \$17,328.91 | \$17,432.89 |
| 87 | \$2,206.48 | \$2,219.72 | 250 | \$9,481.78 | \$9,538.67 | 413 | \$17,370.97 | \$17,475.20 |
| 88 | \$2,231.57 | \$2,244.96 | 251 | \$9,519.71 | \$9,576.83 | 414 | \$17,413.02 | \$17,517.50 |
| 89 | \$2,256.65 | \$2,270.19 | 252 | \$9,557.62 | \$9,614.97 | 415 | \$17,455.08 | \$17,559.81 |
| 90 | \$2,281.74 | \$2,295.43 | 253 | \$9,595.55 | \$9,653.12 | 416 | \$17,497.14 | \$17,602.12 |
| 91 | \$2,401.78 | \$2,416.19 | 254 | \$9,633.47 | \$9,691.27 | 417 | \$17,539.18 | \$17,644.42 |
| 92 | \$2,427.91 | \$2,442.48 | 255 | \$9,671.39 | \$9,729.42 | 418 | \$17,581.24 | \$17,686.73 |
| 93 | \$2,454.04 | \$2,468.77 | 256 | \$9,709.31 | \$9,767.57 | 419 | \$17,623.29 | \$17,729.03 |
| 94 | \$2,480.18 | \$2,495.06 | 257 | \$9,747.24 | \$9,805.72 | 420 | \$17,665.35 | \$17,771.34 |
| 95 | \$2,506.31 | \$2,521.35 | 258 | \$9,785.16 | \$9,843.87 | 421 | \$17,707.41 | \$17,813.65 |
| 96 | \$2,532.45 | \$2,547.64 | 259 | \$9,823.08 | \$9,882.02 | 422 | \$17,749.46 | \$17,855.95 |
| 97 | \$2,558.58 | \$2,573.93 | 260 | \$9,861.00 | \$9,920.17 | 423 | \$17,791.51 | \$17,898.26 |
| 98 | \$2,584.72 | \$2,600.22 | 261 | \$9,898.93 | \$9,958.32 | 424 | \$17,833.56 | \$17,940.56 |
| 99 | \$2,610.85 | \$2,626.52 | 262 | \$9,936.85 | \$9,996.47 | 425 | \$17,875.62 | \$17,982.87 |
| 100 | \$2,636.99 | \$2,652.81 | 263 | \$9,974.77 | \$10,034.62 | 426 | \$17,917.68 | \$18,025.18 |
| 101 | \$2,887.84 | \$2,905.17 | 264 | \$10,012.69 | \$10,072.77 | 427 | \$17,959.73 | \$18,067.48 |
| 102 | \$2,916.20 | \$2,933.69 | 265 | \$10,050.62 | \$10,110.92 | 428 | \$18,001.78 | \$18,109.80 |
| 103 | \$2,944.54 | \$2,962.21 | 266 | \$10,088.53 | \$10,149.06 | 429 | \$18,043.84 | \$18,152.11 |
| 104 | \$2,972.89 | \$2,990.72 | 267 | \$10,126.46 | \$10,187.22 | 430 | \$18,085.89 | \$18,194.41 |
| 105 | \$3,001.24 | \$3,019.25 | 268 | \$10,164.38 | \$10,225.37 | 431 | \$18,127.95 | \$18,236.72 |
| 106 | \$3,029.59 | \$3,047.77 | 269 | \$10,202.31 | \$10,263.52 | 432 | \$18,170.00 | \$18,279.02 |
| 107 | \$3,057.93 | \$3,076.28 | 270 | \$10,240.22 | \$10,301.66 | 433 | \$18,212.06 | \$18,321.33 |
| 108 | \$3,086.28 | \$3,104.80 | 271 | \$10,278.15 | \$10,339.82 | 434 | \$18,254.11 | \$18,363.64 |
| 109 | \$3,114.63 | \$3,133.32 | 272 | \$10,316.07 | \$10,377.97 | 435 | \$18,296.16 | \$18,405.94 |
| 110 | \$3,142.98 | \$3,161.84 | 273 | \$10,353.99 | \$10,416.11 | 436 | \$18,338.22 | \$18,448.25 |

| Uso Doméstico | | | | | | | | |
|----------------------|------------|------------|-----|-------------|-------------|-----|-------------|-------------|
| M³ | 2017 | 2018 | M³ | 2017 | 2018 | M³ | 2017 | 2018 |
| | DICIEMBRE | ENERO | | DICIEMBRE | ENERO | | DICIEMBRE | ENERO |
| 111 | \$3,171.32 | \$3,190.35 | 274 | \$10,391.91 | \$10,454.27 | 437 | \$18,380.28 | \$18,490.56 |
| 112 | \$3,199.68 | \$3,218.88 | 275 | \$10,429.84 | \$10,492.42 | 438 | \$18,422.33 | \$18,532.86 |
| 113 | \$3,228.03 | \$3,247.39 | 276 | \$10,467.76 | \$10,530.57 | 439 | \$18,464.39 | \$18,575.17 |
| 114 | \$3,256.37 | \$3,275.91 | 277 | \$10,505.68 | \$10,568.71 | 440 | \$18,506.43 | \$18,617.47 |
| 115 | \$3,284.72 | \$3,304.42 | 278 | \$10,543.60 | \$10,606.87 | 441 | \$18,548.49 | \$18,659.78 |
| 116 | \$3,313.07 | \$3,332.95 | 279 | \$10,581.53 | \$10,645.02 | 442 | \$18,590.55 | \$18,702.09 |
| 117 | \$3,341.42 | \$3,361.46 | 280 | \$10,619.44 | \$10,683.16 | 443 | \$18,632.60 | \$18,744.39 |
| 118 | \$3,369.76 | \$3,389.98 | 281 | \$10,657.37 | \$10,721.31 | 444 | \$18,674.66 | \$18,786.70 |
| 119 | \$3,398.11 | \$3,418.50 | 282 | \$10,695.29 | \$10,759.47 | 445 | \$18,716.71 | \$18,829.01 |
| 120 | \$3,426.46 | \$3,447.02 | 283 | \$10,733.22 | \$10,797.62 | 446 | \$18,758.76 | \$18,871.32 |
| 121 | \$3,454.81 | \$3,475.54 | 284 | \$10,771.13 | \$10,835.76 | 447 | \$18,800.82 | \$18,913.63 |
| 122 | \$3,483.15 | \$3,504.05 | 285 | \$10,809.06 | \$10,873.91 | 448 | \$18,842.87 | \$18,955.93 |
| 123 | \$3,511.51 | \$3,532.58 | 286 | \$10,846.98 | \$10,912.07 | 449 | \$18,884.93 | \$18,998.24 |
| 124 | \$3,539.85 | \$3,561.09 | 287 | \$10,884.91 | \$10,950.22 | 450 | \$18,926.99 | \$19,040.55 |
| 125 | \$3,568.20 | \$3,589.61 | 288 | \$10,922.82 | \$10,988.36 | 451 | \$18,969.03 | \$19,082.85 |
| 126 | \$3,596.54 | \$3,618.12 | 289 | \$10,960.75 | \$11,026.51 | 452 | \$19,011.09 | \$19,125.16 |
| 127 | \$3,624.90 | \$3,646.65 | 290 | \$10,998.68 | \$11,064.67 | 453 | \$19,053.14 | \$19,167.46 |
| 128 | \$3,653.25 | \$3,675.16 | 291 | \$11,036.59 | \$11,102.81 | 454 | \$19,095.20 | \$19,209.77 |
| 129 | \$3,681.59 | \$3,703.68 | 292 | \$11,074.51 | \$11,140.96 | 455 | \$19,137.26 | \$19,252.08 |
| 130 | \$3,709.95 | \$3,732.21 | 293 | \$11,112.44 | \$11,179.11 | 456 | \$19,179.30 | \$19,294.38 |
| 131 | \$4,298.99 | \$4,324.78 | 294 | \$11,150.37 | \$11,217.27 | 457 | \$19,221.36 | \$19,336.69 |
| 132 | \$4,331.61 | \$4,357.60 | 295 | \$11,188.28 | \$11,255.41 | 458 | \$19,263.42 | \$19,379.00 |
| 133 | \$4,364.22 | \$4,390.41 | 296 | \$11,226.21 | \$11,293.56 | 459 | \$19,305.47 | \$19,421.30 |
| 134 | \$4,396.84 | \$4,423.22 | 297 | \$11,264.13 | \$11,331.72 | 460 | \$19,347.53 | \$19,463.61 |
| 135 | \$4,429.47 | \$4,456.05 | 298 | \$11,302.05 | \$11,369.86 | 461 | \$19,389.58 | \$19,505.91 |
| 136 | \$4,462.09 | \$4,488.86 | 299 | \$11,339.97 | \$11,408.01 | 462 | \$19,431.63 | \$19,548.22 |
| 137 | \$4,494.70 | \$4,521.67 | 300 | \$11,377.90 | \$11,446.16 | 463 | \$19,473.69 | \$19,590.53 |
| 138 | \$4,527.33 | \$4,554.49 | 301 | \$12,110.17 | \$12,182.83 | 464 | \$19,515.74 | \$19,632.83 |
| 139 | \$4,559.95 | \$4,587.31 | 302 | \$12,150.40 | \$12,223.30 | 465 | \$19,557.80 | \$19,675.15 |
| 140 | \$4,592.57 | \$4,620.12 | 303 | \$12,190.63 | \$12,263.78 | 466 | \$19,599.86 | \$19,717.46 |
| 141 | \$4,625.19 | \$4,652.94 | 304 | \$12,230.87 | \$12,304.25 | 467 | \$19,641.90 | \$19,759.76 |
| 142 | \$4,657.81 | \$4,685.76 | 305 | \$12,271.10 | \$12,344.73 | 468 | \$19,683.96 | \$19,802.07 |
| 143 | \$4,690.43 | \$4,718.57 | 306 | \$12,311.32 | \$12,385.19 | 469 | \$19,726.01 | \$19,844.37 |
| 144 | \$4,723.06 | \$4,751.39 | 307 | \$12,351.55 | \$12,425.66 | 470 | \$19,768.07 | \$19,886.68 |
| 145 | \$4,755.67 | \$4,784.21 | 308 | \$12,391.78 | \$12,466.14 | 471 | \$19,810.13 | \$19,928.99 |
| 146 | \$4,788.29 | \$4,817.02 | 309 | \$12,432.02 | \$12,506.61 | 472 | \$19,852.18 | \$19,971.29 |
| 147 | \$4,820.92 | \$4,849.84 | 310 | \$12,472.25 | \$12,547.08 | 473 | \$19,894.23 | \$20,013.60 |
| 148 | \$4,853.53 | \$4,882.66 | 311 | \$12,512.47 | \$12,587.55 | 474 | \$19,936.28 | \$20,055.90 |
| 149 | \$4,886.15 | \$4,915.47 | 312 | \$12,552.70 | \$12,628.02 | 475 | \$19,978.34 | \$20,098.21 |
| 150 | \$4,918.78 | \$4,948.29 | 313 | \$12,592.93 | \$12,668.49 | 476 | \$20,020.40 | \$20,140.52 |

| Uso Doméstico | | | | | | | | |
|-----------------------------------|------------|--|----------------|-------------|-------------|----------------|-------------|-------------|
| M ³ | 2017 | 2018 | M ³ | 2017 | 2018 | M ³ | 2017 | 2018 |
| | DICIEMBRE | ENERO | | DICIEMBRE | ENERO | | DICIEMBRE | ENERO |
| 151 | \$4,951.40 | \$4,981.11 | 314 | \$12,633.17 | \$12,708.97 | 477 | \$20,062.45 | \$20,182.82 |
| 152 | \$4,984.01 | \$5,013.92 | 315 | \$12,673.40 | \$12,749.44 | 478 | \$20,104.51 | \$20,225.13 |
| 153 | \$5,016.64 | \$5,046.74 | 316 | \$12,713.62 | \$12,789.90 | 479 | \$20,146.56 | \$20,267.44 |
| 154 | \$5,049.26 | \$5,079.56 | 317 | \$12,753.85 | \$12,830.38 | 480 | \$20,188.61 | \$20,309.74 |
| 155 | \$5,081.88 | \$5,112.37 | 318 | \$12,794.08 | \$12,870.85 | 481 | \$20,230.67 | \$20,352.05 |
| 156 | \$5,114.50 | \$5,145.19 | 319 | \$12,834.32 | \$12,911.32 | 482 | \$20,272.72 | \$20,394.35 |
| 157 | \$5,147.12 | \$5,178.00 | 320 | \$12,874.55 | \$12,951.80 | 483 | \$20,314.78 | \$20,436.67 |
| 158 | \$5,179.74 | \$5,210.82 | 321 | \$12,914.77 | \$12,992.26 | 484 | \$20,356.83 | \$20,478.98 |
| 159 | \$5,212.36 | \$5,243.63 | 322 | \$12,955.00 | \$13,032.73 | 485 | \$20,398.88 | \$20,521.28 |
| 160 | \$5,244.98 | \$5,276.45 | 323 | \$12,995.24 | \$13,073.21 | 486 | \$20,440.94 | \$20,563.59 |
| 161 | \$5,590.32 | \$5,623.86 | 324 | \$13,035.47 | \$13,113.68 | 487 | \$20,483.00 | \$20,605.90 |
| 162 | \$5,624.89 | \$5,658.64 | 325 | \$13,075.70 | \$13,154.15 | 488 | \$20,525.05 | \$20,648.20 |
| 163 | \$5,659.46 | \$5,693.42 | 326 | \$13,115.92 | \$13,194.62 | 489 | \$20,567.11 | \$20,690.51 |
| 164 | \$5,694.03 | \$5,728.20 | 327 | \$13,156.15 | \$13,235.09 | 490 | \$20,609.15 | \$20,732.81 |
| 165 | \$5,728.60 | \$5,762.97 | 328 | \$13,196.39 | \$13,275.56 | 491 | \$20,651.21 | \$20,775.12 |
| 166 | \$5,763.17 | \$5,797.75 | 329 | \$13,236.62 | \$13,316.04 | 492 | \$20,693.27 | \$20,817.43 |
| 167 | \$5,797.74 | \$5,832.52 | 330 | \$13,276.85 | \$13,356.51 | 493 | \$20,735.32 | \$20,859.73 |
| 168 | \$5,832.31 | \$5,867.30 | 331 | \$13,317.07 | \$13,396.97 | 494 | \$20,777.38 | \$20,902.04 |
| 169 | \$5,866.88 | \$5,902.08 | 332 | \$13,357.30 | \$13,437.45 | 495 | \$20,819.42 | \$20,944.34 |
| 170 | \$5,901.45 | \$5,936.86 | 333 | \$13,397.54 | \$13,477.92 | 496 | \$20,861.48 | \$20,986.65 |
| 171 | \$5,936.02 | \$5,971.64 | 334 | \$13,437.77 | \$13,518.39 | 497 | \$20,903.54 | \$21,028.96 |
| 172 | \$5,970.58 | \$6,006.41 | 335 | \$13,478.00 | \$13,558.87 | 498 | \$20,945.59 | \$21,071.26 |
| 173 | \$6,005.16 | \$6,041.19 | 336 | \$13,518.22 | \$13,599.33 | 499 | \$20,987.65 | \$21,113.57 |
| 174 | \$6,039.73 | \$6,075.97 | 337 | \$13,558.45 | \$13,639.80 | 500 | \$21,030.29 | \$21,156.48 |
| 175 | \$6,074.30 | \$6,110.74 | 338 | \$13,598.69 | \$13,680.28 | | | |
| 176 | \$6,108.87 | \$6,145.52 | 339 | \$13,638.92 | \$13,720.75 | | | |
| 177 | \$6,143.44 | \$6,180.30 | 340 | \$13,679.15 | \$13,761.22 | | | |
| 178 | \$6,178.00 | \$6,215.07 | 341 | \$13,719.37 | \$13,801.69 | | | |
| De 501 m ³ en Adelante | | La cuota de 500 m ³ más \$67.00 por cada metro cúbico adicional. | | | | | | |

Tratándose de un usuario que realice una actividad comercial en un inmueble con uso doméstico y que en términos de lo señalado por el presente instrumento sea clasificado como Tarifa Mixta por reunir los requisitos establecidos para esta categoría, se cargará al importe mensual que corresponda al pago de su tarifa doméstica un 10% adicional.

Los subsidios mencionados en la tabla de consumo doméstico que antecede y que se aplican a consumos desde los 10 m³ y hasta los 15 m³, serán otorgados únicamente a los usuarios que mantienen una situación económica clasificada como de "Atención Prioritaria" (Clasificados por el Organismo Operador como "Clase AA") tendrán derecho al 100% del subsidio en mención y a los usuarios que mantienen una situación económica denominada como "Baja" (Clasificados por el Organismo Operador como "Clase A") tendrán derecho al 50% del subsidio. Los usuarios que no queden clasificados dentro de las categorías anteriores no tendrán derecho a este subsidio.

b) Uso Comercial

| Uso Comercial | | | | | | | | |
|----------------------|-----------|-----------------|----------------|------------|-------------------|----------------|-------------|--------------------|
| M ³ | 2017 | 2018 | M ³ | 2017 | 2018 | M ³ | 2017 | 2018 |
| | DICIEMBRE | ENERO | | DICIEMBRE | ENERO | | DICIEMBRE | ENERO |
| 0 - 10 | \$125.29 | \$269.04 | 174 | \$6,117.31 | \$6,500.04 | 338 | \$13,831.22 | \$14,214.04 |
| 11 | \$146.05 | \$269.04 | 175 | \$6,152.46 | \$6,540.04 | 339 | \$13,872.14 | \$14,256.04 |
| 12 | \$156.69 | \$269.04 | 176 | \$6,187.60 | \$6,580.04 | 340 | \$13,913.06 | \$14,298.04 |
| 13 | \$167.32 | \$269.04 | 177 | \$6,222.76 | \$6,620.04 | 341 | \$13,953.98 | \$14,340.04 |
| 14 | \$177.95 | \$269.04 | 178 | \$6,257.91 | \$6,660.04 | 342 | \$13,994.90 | \$14,382.04 |
| 15 | \$188.59 | \$269.04 | 179 | \$6,293.06 | \$6,700.04 | 343 | \$14,035.81 | \$14,424.04 |
| 16 | \$207.89 | \$269.04 | 180 | \$6,328.21 | \$6,740.04 | 344 | \$14,076.74 | \$14,466.04 |
| 17 | \$218.99 | \$269.04 | 181 | \$6,363.37 | \$6,840.04 | 345 | \$14,117.66 | \$14,508.04 |
| 18 | \$230.09 | \$269.04 | 182 | \$6,398.52 | \$6,880.04 | 346 | \$14,158.57 | \$14,550.04 |
| 19 | \$241.19 | \$269.04 | 183 | \$6,433.66 | \$6,920.04 | 347 | \$14,199.50 | \$14,592.04 |
| 20 | \$247.56 | \$269.04 | 184 | \$6,468.82 | \$6,960.04 | 348 | \$14,240.41 | \$14,634.04 |
| 21 | \$270.77 | \$291.04 | 185 | \$6,503.97 | \$7,000.04 | 349 | \$14,281.33 | \$14,676.04 |
| 22 | \$283.67 | \$309.04 | 186 | \$6,539.12 | \$7,040.04 | 350 | \$14,322.25 | \$14,718.04 |
| 23 | \$296.57 | \$327.04 | 187 | \$6,574.28 | \$7,080.04 | 351 | \$14,363.17 | \$14,868.04 |
| 24 | \$309.46 | \$345.04 | 188 | \$6,609.43 | \$7,120.04 | 352 | \$14,404.09 | \$14,910.04 |
| 25 | \$322.36 | \$363.04 | 189 | \$6,644.58 | \$7,160.04 | 353 | \$14,445.00 | \$14,952.04 |
| 26 | \$335.25 | \$381.04 | 190 | \$6,679.72 | \$7,200.04 | 354 | \$14,485.93 | \$14,994.04 |
| 27 | \$348.15 | \$399.04 | 191 | \$6,714.88 | \$7,300.04 | 355 | \$14,526.84 | \$15,036.04 |
| 28 | \$361.04 | \$417.04 | 192 | \$6,750.03 | \$7,340.04 | 356 | \$14,567.76 | \$15,078.04 |
| 29 | \$373.94 | \$435.04 | 193 | \$6,785.18 | \$7,380.04 | 357 | \$14,608.69 | \$15,120.04 |
| 30 | \$386.84 | \$453.04 | 194 | \$6,820.34 | \$7,420.04 | 358 | \$14,649.60 | \$15,162.04 |
| 31 | \$582.39 | \$653.04 | 195 | \$6,855.49 | \$7,460.04 | 359 | \$14,690.52 | \$15,204.04 |
| 32 | \$601.18 | \$673.04 | 196 | \$6,890.64 | \$7,500.04 | 360 | \$14,731.43 | \$15,246.04 |
| 33 | \$619.96 | \$693.04 | 197 | \$6,925.80 | \$7,540.04 | 361 | \$14,772.36 | \$15,288.04 |
| 34 | \$638.75 | \$713.04 | 198 | \$6,960.94 | \$7,580.04 | 362 | \$14,813.28 | \$15,330.04 |
| 35 | \$657.52 | \$733.04 | 199 | \$6,996.09 | \$7,620.04 | 363 | \$14,854.19 | \$15,372.04 |
| 36 | \$676.31 | \$753.04 | 200 | \$7,031.24 | \$7,660.04 | 364 | \$14,895.12 | \$15,414.04 |
| 37 | \$695.10 | \$773.04 | 201 | \$8,225.34 | \$8,260.04 | 365 | \$14,936.03 | \$15,456.04 |
| 38 | \$713.88 | \$793.04 | 202 | \$8,266.25 | \$8,300.04 | 366 | \$14,976.95 | \$15,498.04 |
| 39 | \$732.67 | \$813.04 | 203 | \$8,307.17 | \$8,340.04 | 367 | \$15,017.88 | \$15,540.04 |
| 40 | \$751.46 | \$833.04 | 204 | \$8,348.09 | \$8,380.04 | 368 | \$15,058.79 | \$15,582.04 |
| 41 | \$836.54 | \$933.04 | 205 | \$8,389.01 | \$8,420.04 | 369 | \$15,099.71 | \$15,624.04 |
| 42 | \$856.93 | \$953.04 | 206 | \$8,429.93 | \$8,460.04 | 370 | \$15,140.62 | \$15,666.04 |
| 43 | \$877.32 | \$973.04 | 207 | \$8,470.85 | \$8,500.04 | 371 | \$15,181.55 | \$15,708.04 |

| Uso Comercial | | | | | | | | |
|----------------|------------|------------|----------------|-------------|-------------|----------------|-------------|-------------|
| M ³ | 2017 | 2018 | M ³ | 2017 | 2018 | M ³ | 2017 | 2018 |
| | DICIEMBRE | ENERO | | DICIEMBRE | ENERO | | DICIEMBRE | ENERO |
| 44 | \$897.71 | \$993.04 | 208 | \$8,511.77 | \$8,540.04 | 372 | \$15,222.47 | \$15,750.04 |
| 45 | \$918.10 | \$1,013.04 | 209 | \$8,552.68 | \$8,580.04 | 373 | \$15,263.38 | \$15,792.04 |
| 46 | \$938.49 | \$1,033.04 | 210 | \$8,593.60 | \$8,620.04 | 374 | \$15,304.31 | \$15,834.04 |
| 47 | \$958.86 | \$1,053.04 | 211 | \$8,634.53 | \$8,660.04 | 375 | \$15,345.22 | \$15,876.04 |
| 48 | \$979.25 | \$1,073.04 | 212 | \$8,675.44 | \$8,700.04 | 376 | \$15,386.14 | \$15,918.04 |
| 49 | \$999.64 | \$1,093.04 | 213 | \$8,716.36 | \$8,740.04 | 377 | \$15,427.06 | \$15,960.04 |
| 50 | \$1,020.03 | \$1,113.04 | 214 | \$8,757.28 | \$8,780.04 | 378 | \$15,467.98 | \$16,002.04 |
| 51 | \$1,172.91 | \$1,213.04 | 215 | \$8,798.20 | \$8,820.04 | 379 | \$15,508.90 | \$16,044.04 |
| 52 | \$1,195.92 | \$1,235.04 | 216 | \$8,839.11 | \$8,860.04 | 380 | \$15,549.81 | \$16,086.04 |
| 53 | \$1,218.93 | \$1,257.04 | 217 | \$8,880.04 | \$8,900.04 | 381 | \$15,590.74 | \$16,128.04 |
| 54 | \$1,241.94 | \$1,279.04 | 218 | \$8,920.96 | \$8,940.04 | 382 | \$15,631.65 | \$16,170.04 |
| 55 | \$1,264.96 | \$1,301.04 | 219 | \$8,961.87 | \$8,980.04 | 383 | \$15,672.57 | \$16,212.04 |
| 56 | \$1,287.96 | \$1,323.04 | 220 | \$9,002.79 | \$9,020.04 | 384 | \$15,713.50 | \$16,254.04 |
| 57 | \$1,310.98 | \$1,345.04 | 221 | \$9,043.71 | \$9,120.04 | 385 | \$15,754.41 | \$16,296.04 |
| 58 | \$1,333.98 | \$1,367.04 | 222 | \$9,084.63 | \$9,160.04 | 386 | \$15,795.33 | \$16,338.04 |
| 59 | \$1,357.00 | \$1,389.04 | 223 | \$9,125.55 | \$9,200.04 | 387 | \$15,836.25 | \$16,380.04 |
| 60 | \$1,380.02 | \$1,411.04 | 224 | \$9,166.47 | \$9,240.04 | 388 | \$15,877.17 | \$16,422.04 |
| 61 | \$1,403.02 | \$1,511.04 | 225 | \$9,207.39 | \$9,280.04 | 389 | \$15,918.09 | \$16,464.04 |
| 62 | \$1,426.04 | \$1,533.04 | 226 | \$9,248.30 | \$9,320.04 | 390 | \$15,959.00 | \$16,506.04 |
| 63 | \$1,449.04 | \$1,555.04 | 227 | \$9,289.23 | \$9,360.04 | 391 | \$15,999.93 | \$16,548.04 |
| 64 | \$1,472.06 | \$1,577.04 | 228 | \$9,330.15 | \$9,400.04 | 392 | \$16,040.84 | \$16,590.04 |
| 65 | \$1,495.07 | \$1,599.04 | 229 | \$9,371.06 | \$9,440.04 | 393 | \$16,081.76 | \$16,632.04 |
| 66 | \$1,518.08 | \$1,621.04 | 230 | \$9,411.98 | \$9,480.04 | 394 | \$16,122.69 | \$16,674.04 |
| 67 | \$1,541.09 | \$1,643.04 | 231 | \$9,452.90 | \$9,520.04 | 395 | \$16,163.60 | \$16,716.04 |
| 68 | \$1,564.10 | \$1,665.04 | 232 | \$9,493.82 | \$9,560.04 | 396 | \$16,204.52 | \$16,758.04 |
| 69 | \$1,587.11 | \$1,687.04 | 233 | \$9,534.73 | \$9,600.04 | 397 | \$16,245.44 | \$16,800.04 |
| 70 | \$1,610.13 | \$1,709.04 | 234 | \$9,575.66 | \$9,640.04 | 398 | \$16,286.36 | \$16,842.04 |
| 71 | \$1,886.38 | \$1,909.04 | 235 | \$9,616.58 | \$9,680.04 | 399 | \$16,327.27 | \$16,884.04 |
| 72 | \$1,912.96 | \$1,934.04 | 236 | \$9,657.49 | \$9,720.04 | 400 | \$16,368.19 | \$16,926.04 |
| 73 | \$1,939.53 | \$1,959.04 | 237 | \$9,698.42 | \$9,760.04 | 401 | \$16,409.12 | \$17,176.04 |
| 74 | \$1,966.10 | \$1,984.04 | 238 | \$9,739.33 | \$9,800.04 | 402 | \$16,450.03 | \$17,218.04 |
| 75 | \$1,992.67 | \$2,009.04 | 239 | \$9,780.25 | \$9,840.04 | 403 | \$16,490.95 | \$17,260.04 |
| 76 | \$2,019.24 | \$2,034.04 | 240 | \$9,821.17 | \$9,880.04 | 404 | \$16,531.87 | \$17,302.04 |
| 77 | \$2,045.82 | \$2,059.04 | 241 | \$9,862.09 | \$9,980.04 | 405 | \$16,572.79 | \$17,344.04 |
| 78 | \$2,072.39 | \$2,084.04 | 242 | \$9,903.01 | \$10,020.04 | 406 | \$16,613.71 | \$17,386.04 |
| 79 | \$2,098.96 | \$2,109.04 | 243 | \$9,943.92 | \$10,060.04 | 407 | \$16,654.63 | \$17,428.04 |
| 80 | \$2,125.53 | \$2,134.04 | 244 | \$9,984.85 | \$10,100.04 | 408 | \$16,695.55 | \$17,470.04 |
| 81 | \$2,152.11 | \$2,234.04 | 245 | \$10,025.77 | \$10,140.04 | 409 | \$16,736.46 | \$17,512.04 |
| 82 | \$2,178.68 | \$2,259.04 | 246 | \$10,066.68 | \$10,180.04 | 410 | \$16,777.38 | \$17,554.04 |
| 83 | \$2,205.25 | \$2,284.04 | 247 | \$10,107.61 | \$10,220.04 | 411 | \$16,818.31 | \$17,596.04 |

| Uso Comercial | | | | | | | | |
|----------------------|------------|------------|-----|-------------|-------------|-----|-------------|-------------|
| M³ | 2017 | 2018 | M³ | 2017 | 2018 | M³ | 2017 | 2018 |
| | DICIEMBRE | ENERO | | DICIEMBRE | ENERO | | DICIEMBRE | ENERO |
| 84 | \$2,231.82 | \$2,309.04 | 248 | \$10,148.52 | \$10,260.04 | 412 | \$16,859.22 | \$17,638.04 |
| 85 | \$2,258.39 | \$2,334.04 | 249 | \$10,189.44 | \$10,300.04 | 413 | \$16,900.14 | \$17,680.04 |
| 86 | \$2,284.97 | \$2,359.04 | 250 | \$10,230.36 | \$10,340.04 | 414 | \$16,941.06 | \$17,722.04 |
| 87 | \$2,311.54 | \$2,384.04 | 251 | \$10,271.28 | \$10,380.04 | 415 | \$16,981.98 | \$17,764.04 |
| 88 | \$2,338.11 | \$2,409.04 | 252 | \$10,312.20 | \$10,420.04 | 416 | \$17,022.89 | \$17,806.04 |
| 89 | \$2,364.68 | \$2,434.04 | 253 | \$10,353.11 | \$10,460.04 | 417 | \$17,063.82 | \$17,848.04 |
| 90 | \$2,391.27 | \$2,459.04 | 254 | \$10,394.04 | \$10,500.04 | 418 | \$17,104.74 | \$17,890.04 |
| 91 | \$2,417.84 | \$2,609.04 | 255 | \$10,434.95 | \$10,540.04 | 419 | \$17,145.65 | \$17,932.04 |
| 92 | \$2,444.41 | \$2,634.04 | 256 | \$10,475.87 | \$10,580.04 | 420 | \$17,186.57 | \$17,974.04 |
| 93 | \$2,470.98 | \$2,659.04 | 257 | \$10,516.80 | \$10,620.04 | 421 | \$17,227.49 | \$18,016.04 |
| 94 | \$2,497.56 | \$2,684.04 | 258 | \$10,557.71 | \$10,660.04 | 422 | \$17,268.41 | \$18,058.04 |
| 95 | \$2,524.13 | \$2,709.04 | 259 | \$10,598.63 | \$10,700.04 | 423 | \$17,309.33 | \$18,100.04 |
| 96 | \$2,550.70 | \$2,734.04 | 260 | \$10,639.54 | \$10,740.04 | 424 | \$17,350.25 | \$18,142.04 |
| 97 | \$2,577.27 | \$2,759.04 | 261 | \$10,680.47 | \$10,840.04 | 425 | \$17,391.17 | \$18,184.04 |
| 98 | \$2,603.84 | \$2,784.04 | 262 | \$10,721.39 | \$10,880.04 | 426 | \$17,432.08 | \$18,226.04 |
| 99 | \$2,630.42 | \$2,809.04 | 263 | \$10,762.30 | \$10,920.04 | 427 | \$17,473.01 | \$18,268.04 |
| 100 | \$2,656.99 | \$2,834.04 | 264 | \$10,803.23 | \$10,960.04 | 428 | \$17,513.93 | \$18,310.04 |
| 101 | \$3,551.24 | \$3,584.04 | 265 | \$10,844.14 | \$11,000.04 | 429 | \$17,554.84 | \$18,352.04 |
| 102 | \$3,586.39 | \$3,619.04 | 266 | \$10,885.06 | \$11,040.04 | 430 | \$17,595.76 | \$18,394.04 |
| 103 | \$3,621.54 | \$3,654.04 | 267 | \$10,925.99 | \$11,080.04 | 431 | \$17,636.68 | \$18,436.04 |
| 104 | \$3,656.69 | \$3,689.04 | 268 | \$10,966.90 | \$11,120.04 | 432 | \$17,677.60 | \$18,478.04 |
| 105 | \$3,691.84 | \$3,724.04 | 269 | \$11,007.82 | \$11,160.04 | 433 | \$17,718.51 | \$18,520.04 |
| 106 | \$3,726.99 | \$3,759.04 | 270 | \$11,048.73 | \$11,200.04 | 434 | \$17,759.44 | \$18,562.04 |
| 107 | \$3,762.15 | \$3,794.04 | 271 | \$11,089.66 | \$11,240.04 | 435 | \$17,800.36 | \$18,604.04 |
| 108 | \$3,797.30 | \$3,829.04 | 272 | \$11,130.58 | \$11,280.04 | 436 | \$17,841.27 | \$18,646.04 |
| 109 | \$3,832.45 | \$3,864.04 | 273 | \$11,171.49 | \$11,320.04 | 437 | \$17,882.20 | \$18,688.04 |
| 110 | \$3,867.60 | \$3,899.04 | 274 | \$11,212.42 | \$11,360.04 | 438 | \$17,923.11 | \$18,730.04 |
| 111 | \$3,902.76 | \$3,934.04 | 275 | \$11,253.33 | \$11,400.04 | 439 | \$17,964.03 | \$18,772.04 |
| 112 | \$3,937.90 | \$3,969.04 | 276 | \$11,294.25 | \$11,440.04 | 440 | \$18,004.95 | \$18,814.04 |
| 113 | \$3,973.05 | \$4,004.04 | 277 | \$11,335.17 | \$11,480.04 | 441 | \$18,045.87 | \$18,856.04 |
| 114 | \$4,008.21 | \$4,039.04 | 278 | \$11,376.09 | \$11,520.04 | 442 | \$18,086.79 | \$18,898.04 |
| 115 | \$4,043.36 | \$4,074.04 | 279 | \$11,417.01 | \$11,560.04 | 443 | \$18,127.70 | \$18,940.04 |
| 116 | \$4,078.51 | \$4,109.04 | 280 | \$11,457.92 | \$11,600.04 | 444 | \$18,168.63 | \$18,982.04 |
| 117 | \$4,113.67 | \$4,144.04 | 281 | \$11,498.85 | \$11,700.04 | 445 | \$18,209.55 | \$19,024.04 |
| 118 | \$4,148.82 | \$4,179.04 | 282 | \$11,539.76 | \$11,740.04 | 446 | \$18,250.46 | \$19,066.04 |
| 119 | \$4,183.96 | \$4,214.04 | 283 | \$11,580.68 | \$11,780.04 | 447 | \$18,291.39 | \$19,108.04 |
| 120 | \$4,219.11 | \$4,249.04 | 284 | \$11,621.61 | \$11,820.04 | 448 | \$18,332.30 | \$19,150.04 |
| 121 | \$4,254.27 | \$4,284.04 | 285 | \$11,662.52 | \$11,860.04 | 449 | \$18,373.22 | \$19,192.04 |
| 122 | \$4,289.42 | \$4,319.04 | 286 | \$11,703.44 | \$11,900.04 | 450 | \$18,414.14 | \$19,234.04 |
| 123 | \$4,324.57 | \$4,354.04 | 287 | \$11,744.36 | \$11,940.04 | 451 | \$18,455.06 | \$19,484.04 |

| Uso Comercial | | | | | | | | |
|----------------------|------------|------------|----------------|-------------|-------------|----------------|-------------|-------------|
| M ³ | 2017 | 2018 | M ³ | 2017 | 2018 | M ³ | 2017 | 2018 |
| | DICIEMBRE | ENERO | | DICIEMBRE | ENERO | | DICIEMBRE | ENERO |
| 124 | \$4,359.73 | \$4,389.04 | 288 | \$11,785.28 | \$11,980.04 | 452 | \$18,495.98 | \$19,526.04 |
| 125 | \$4,394.88 | \$4,424.04 | 289 | \$11,826.20 | \$12,020.04 | 453 | \$18,536.89 | \$19,568.04 |
| 126 | \$4,430.02 | \$4,459.04 | 290 | \$11,867.11 | \$12,060.04 | 454 | \$18,577.82 | \$19,610.04 |
| 127 | \$4,465.18 | \$4,494.04 | 291 | \$11,908.04 | \$12,100.04 | 455 | \$18,618.73 | \$19,652.04 |
| 128 | \$4,500.33 | \$4,529.04 | 292 | \$11,948.95 | \$12,140.04 | 456 | \$18,659.65 | \$19,694.04 |
| 129 | \$4,535.48 | \$4,564.04 | 293 | \$11,989.87 | \$12,180.04 | 457 | \$18,700.58 | \$19,736.04 |
| 130 | \$4,570.63 | \$4,599.04 | 294 | \$12,030.80 | \$12,220.04 | 458 | \$18,741.49 | \$19,778.04 |
| 131 | \$4,605.79 | \$4,749.04 | 295 | \$12,071.71 | \$12,260.04 | 459 | \$18,782.41 | \$19,820.04 |
| 132 | \$4,640.94 | \$4,784.04 | 296 | \$12,112.63 | \$12,300.04 | 460 | \$18,823.32 | \$19,862.04 |
| 133 | \$4,676.08 | \$4,819.04 | 297 | \$12,153.55 | \$12,340.04 | 461 | \$18,864.25 | \$19,904.04 |
| 134 | \$4,711.24 | \$4,854.04 | 298 | \$12,194.47 | \$12,380.04 | 462 | \$18,905.17 | \$19,946.04 |
| 135 | \$4,746.39 | \$4,889.04 | 299 | \$12,235.38 | \$12,420.04 | 463 | \$18,946.08 | \$19,988.04 |
| 136 | \$4,781.54 | \$4,924.04 | 300 | \$12,276.30 | \$12,460.04 | 464 | \$18,987.01 | \$20,030.04 |
| 137 | \$4,816.70 | \$4,959.04 | 301 | \$12,317.23 | \$12,660.04 | 465 | \$19,027.92 | \$20,072.04 |
| 138 | \$4,851.85 | \$4,994.04 | 302 | \$12,358.14 | \$12,702.04 | 466 | \$19,068.84 | \$20,114.04 |
| 139 | \$4,887.00 | \$5,029.04 | 303 | \$12,399.06 | \$12,744.04 | 467 | \$19,109.77 | \$20,156.04 |
| 140 | \$4,922.14 | \$5,064.04 | 304 | \$12,439.98 | \$12,786.04 | 468 | \$19,150.68 | \$20,198.04 |
| 141 | \$4,957.30 | \$5,099.04 | 305 | \$12,480.90 | \$12,828.04 | 469 | \$19,191.60 | \$20,240.04 |
| 142 | \$4,992.45 | \$5,134.04 | 306 | \$12,521.82 | \$12,870.04 | 470 | \$19,232.51 | \$20,282.04 |
| 143 | \$5,027.60 | \$5,169.04 | 307 | \$12,562.74 | \$12,912.04 | 471 | \$19,273.44 | \$20,324.04 |
| 144 | \$5,062.76 | \$5,204.04 | 308 | \$12,603.66 | \$12,954.04 | 472 | \$19,314.36 | \$20,366.04 |
| 145 | \$5,097.91 | \$5,239.04 | 309 | \$12,644.57 | \$12,996.04 | 473 | \$19,355.27 | \$20,408.04 |
| 146 | \$5,133.06 | \$5,274.04 | 310 | \$12,685.49 | \$13,038.04 | 474 | \$19,396.20 | \$20,450.04 |
| 147 | \$5,168.22 | \$5,309.04 | 311 | \$12,726.42 | \$13,080.04 | 475 | \$19,437.11 | \$20,492.04 |
| 148 | \$5,203.36 | \$5,344.04 | 312 | \$12,767.33 | \$13,122.04 | 476 | \$19,478.03 | \$20,534.04 |
| 149 | \$5,238.51 | \$5,379.04 | 313 | \$12,808.25 | \$13,164.04 | 477 | \$19,518.95 | \$20,576.04 |
| 150 | \$5,273.66 | \$5,414.04 | 314 | \$12,849.17 | \$13,206.04 | 478 | \$19,559.87 | \$20,618.04 |
| 151 | \$5,308.82 | \$5,514.04 | 315 | \$12,890.09 | \$13,248.04 | 479 | \$19,600.79 | \$20,660.04 |
| 152 | \$5,343.97 | \$5,551.04 | 316 | \$12,931.00 | \$13,290.04 | 480 | \$19,641.70 | \$20,702.04 |
| 153 | \$5,379.12 | \$5,588.04 | 317 | \$12,971.93 | \$13,332.04 | 481 | \$19,682.63 | \$20,744.04 |
| 154 | \$5,414.28 | \$5,625.04 | 318 | \$13,012.85 | \$13,374.04 | 482 | \$19,723.54 | \$20,786.04 |
| 155 | \$5,449.42 | \$5,662.04 | 319 | \$13,053.76 | \$13,416.04 | 483 | \$19,764.46 | \$20,828.04 |
| 156 | \$5,484.57 | \$5,699.04 | 320 | \$13,094.68 | \$13,458.04 | 484 | \$19,805.39 | \$20,870.04 |
| 157 | \$5,519.73 | \$5,736.04 | 321 | \$13,135.60 | \$13,500.04 | 485 | \$19,846.30 | \$20,912.04 |
| 158 | \$5,554.88 | \$5,773.04 | 322 | \$13,176.52 | \$13,542.04 | 486 | \$19,887.22 | \$20,954.04 |
| 159 | \$5,590.03 | \$5,810.04 | 323 | \$13,217.44 | \$13,584.04 | 487 | \$19,928.14 | \$20,996.04 |
| 160 | \$5,625.18 | \$5,847.04 | 324 | \$13,258.36 | \$13,626.04 | 488 | \$19,969.06 | \$21,038.04 |
| 161 | \$5,660.34 | \$5,947.04 | 325 | \$13,299.28 | \$13,668.04 | 489 | \$20,009.98 | \$21,080.04 |
| 162 | \$5,695.48 | \$5,984.04 | 326 | \$13,340.19 | \$13,710.04 | 490 | \$20,050.89 | \$21,122.04 |
| 163 | \$5,730.63 | \$6,021.04 | 327 | \$13,381.12 | \$13,752.04 | 491 | \$20,091.82 | \$21,164.04 |

| Uso Comercial | | | | | | | | |
|---|------------|-------------------|--|-------------|--------------------|----------------|-------------|--------------------|
| M ³ | 2017 | 2018 | M ³ | 2017 | 2018 | M ³ | 2017 | 2018 |
| | DICIEMBRE | ENERO | | DICIEMBRE | ENERO | | DICIEMBRE | ENERO |
| 164 | \$5,765.79 | \$6,058.04 | 328 | \$13,422.04 | \$13,794.04 | 492 | \$20,132.73 | \$21,206.04 |
| 165 | \$5,800.94 | \$6,095.04 | 329 | \$13,462.95 | \$13,836.04 | 493 | \$20,173.65 | \$21,248.04 |
| 166 | \$5,836.09 | \$6,132.04 | 330 | \$13,503.87 | \$13,878.04 | 494 | \$20,214.58 | \$21,290.04 |
| 167 | \$5,871.25 | \$6,169.04 | 331 | \$13,544.79 | \$13,920.04 | 495 | \$20,255.49 | \$21,332.04 |
| 168 | \$5,906.40 | \$6,206.04 | 332 | \$13,585.71 | \$13,962.04 | 496 | \$20,296.41 | \$21,374.04 |
| 169 | \$5,941.54 | \$6,243.04 | 333 | \$13,626.62 | \$14,004.04 | 497 | \$20,337.33 | \$21,416.04 |
| 170 | \$5,976.69 | \$6,280.04 | 334 | \$13,667.55 | \$14,046.04 | 498 | \$20,378.25 | \$21,458.04 |
| 171 | \$6,011.85 | \$6,380.04 | 335 | \$13,708.47 | \$14,088.04 | 499 | \$20,419.16 | \$21,500.04 |
| 172 | \$6,047.00 | \$6,420.04 | 336 | \$13,749.38 | \$14,130.04 | 500 | \$20,461.01 | \$21,542.04 |
| 173 | \$6,082.15 | \$6,460.04 | 337 | \$13,790.31 | \$14,172.04 | | | |
| De 501 m³ en Adelante | | | La cuota de 500 m ³ más \$70.00 por cada metro cúbico adicional. | | | | | |

c) Uso Industrial

| Uso Industrial | | | | | | | | |
|-----------------------|-----------|-----------------|----------------|------------|-------------------|----------------|-------------|--------------------|
| M ³ | 2017 | 2018 | M ³ | 2017 | 2018 | M ³ | 2017 | 2018 |
| | DICIEMBRE | ENERO | | DICIEMBRE | ENERO | | DICIEMBRE | ENERO |
| 0 - 30 | \$388.21 | \$390.54 | 187 | \$6,641.11 | \$6,680.95 | 344 | \$16,052.67 | \$16,148.98 |
| 31 | \$587.79 | \$591.32 | 188 | \$6,676.62 | \$6,716.68 | 345 | \$16,099.33 | \$16,195.92 |
| 32 | \$606.74 | \$610.38 | 189 | \$6,712.13 | \$6,752.40 | 346 | \$16,145.98 | \$16,242.85 |
| 33 | \$625.69 | \$629.44 | 190 | \$6,747.64 | \$6,788.13 | 347 | \$16,192.64 | \$16,289.80 |
| 34 | \$644.64 | \$648.51 | 191 | \$6,783.15 | \$6,823.85 | 348 | \$16,239.29 | \$16,336.73 |
| 35 | \$663.59 | \$667.57 | 192 | \$6,818.66 | \$6,859.58 | 349 | \$16,285.95 | \$16,383.67 |
| 36 | \$682.55 | \$686.64 | 193 | \$6,854.17 | \$6,895.30 | 350 | \$16,332.61 | \$16,430.61 |
| 37 | \$701.49 | \$705.70 | 194 | \$6,889.69 | \$6,931.02 | 351 | \$16,379.27 | \$16,477.54 |
| 38 | \$720.45 | \$724.77 | 195 | \$6,925.20 | \$6,966.75 | 352 | \$16,425.93 | \$16,524.48 |
| 39 | \$739.40 | \$743.83 | 196 | \$6,960.71 | \$7,002.47 | 353 | \$16,472.58 | \$16,571.41 |
| 40 | \$758.36 | \$762.91 | 197 | \$6,996.22 | \$7,038.20 | 354 | \$16,519.24 | \$16,618.35 |
| 41 | \$777.30 | \$781.97 | 198 | \$7,031.73 | \$7,073.92 | 355 | \$16,565.90 | \$16,665.30 |
| 42 | \$796.26 | \$801.04 | 199 | \$7,067.24 | \$7,109.65 | 356 | \$16,612.55 | \$16,712.23 |
| 43 | \$815.21 | \$820.10 | 200 | \$7,102.76 | \$7,145.37 | 357 | \$16,659.21 | \$16,759.17 |
| 44 | \$834.15 | \$839.16 | 201 | \$9,380.66 | \$9,436.95 | 358 | \$16,705.86 | \$16,806.10 |
| 45 | \$853.11 | \$858.23 | 202 | \$9,427.32 | \$9,483.89 | 359 | \$16,752.53 | \$16,853.04 |
| 46 | \$872.06 | \$877.29 | 203 | \$9,473.98 | \$9,530.82 | 360 | \$16,799.19 | \$16,899.98 |
| 47 | \$891.01 | \$896.36 | 204 | \$9,520.64 | \$9,577.76 | 361 | \$16,845.84 | \$16,946.91 |
| 48 | \$909.96 | \$915.42 | 205 | \$9,567.30 | \$9,624.70 | 362 | \$16,892.50 | \$16,993.86 |
| 49 | \$928.92 | \$934.49 | 206 | \$9,613.95 | \$9,671.63 | 363 | \$16,939.15 | \$17,040.79 |

| Uso Industrial | | | | | | | | |
|-----------------------|------------|-------------------|----------------|-------------|--------------------|----------------|-------------|--------------------|
| M ³ | 2017 | 2018 | M ³ | 2017 | 2018 | M ³ | 2017 | 2018 |
| | DICIEMBRE | ENERO | | DICIEMBRE | ENERO | | DICIEMBRE | ENERO |
| 50 | \$947.86 | \$953.55 | 207 | \$9,660.61 | \$9,718.57 | 364 | \$16,985.81 | \$17,087.73 |
| 51 | \$1,137.37 | \$1,144.20 | 208 | \$9,707.26 | \$9,765.51 | 365 | \$17,032.47 | \$17,134.67 |
| 52 | \$1,159.66 | \$1,166.62 | 209 | \$9,753.92 | \$9,812.45 | 366 | \$17,079.13 | \$17,181.60 |
| 53 | \$1,181.95 | \$1,189.04 | 210 | \$9,800.59 | \$9,859.39 | 367 | \$17,125.79 | \$17,228.54 |
| 54 | \$1,204.23 | \$1,211.46 | 211 | \$9,847.24 | \$9,906.32 | 368 | \$17,172.44 | \$17,275.47 |
| 55 | \$1,226.52 | \$1,233.88 | 212 | \$9,893.90 | \$9,953.26 | 369 | \$17,219.10 | \$17,322.41 |
| 56 | \$1,248.81 | \$1,256.30 | 213 | \$9,940.55 | \$10,000.19 | 370 | \$17,265.76 | \$17,369.36 |
| 57 | \$1,271.10 | \$1,278.73 | 214 | \$9,987.21 | \$10,047.13 | 371 | \$17,312.41 | \$17,416.29 |
| 58 | \$1,293.39 | \$1,301.15 | 215 | \$10,033.87 | \$10,094.08 | 372 | \$17,359.07 | \$17,463.23 |
| 59 | \$1,315.67 | \$1,323.56 | 216 | \$10,080.52 | \$10,141.01 | 373 | \$17,405.72 | \$17,510.16 |
| 60 | \$1,337.96 | \$1,345.98 | 217 | \$10,127.18 | \$10,187.95 | 374 | \$17,452.39 | \$17,557.10 |
| 61 | \$1,360.25 | \$1,368.41 | 218 | \$10,173.84 | \$10,234.88 | 375 | \$17,499.05 | \$17,604.04 |
| 62 | \$1,382.54 | \$1,390.83 | 219 | \$10,220.50 | \$10,281.82 | 376 | \$17,545.70 | \$17,650.97 |
| 63 | \$1,404.83 | \$1,413.25 | 220 | \$10,267.16 | \$10,328.76 | 377 | \$17,592.36 | \$17,697.91 |
| 64 | \$1,427.10 | \$1,435.67 | 221 | \$10,313.81 | \$10,375.69 | 378 | \$17,639.01 | \$17,744.85 |
| 65 | \$1,449.39 | \$1,458.09 | 222 | \$10,360.47 | \$10,422.63 | 379 | \$17,685.67 | \$17,791.79 |
| 66 | \$1,471.68 | \$1,480.51 | 223 | \$10,407.12 | \$10,469.57 | 380 | \$17,732.33 | \$17,838.73 |
| 67 | \$1,493.97 | \$1,502.94 | 224 | \$10,453.78 | \$10,516.51 | 381 | \$17,778.99 | \$17,885.66 |
| 68 | \$1,516.26 | \$1,525.36 | 225 | \$10,500.45 | \$10,563.45 | 382 | \$17,825.65 | \$17,932.60 |
| 69 | \$1,538.54 | \$1,547.77 | 226 | \$10,547.10 | \$10,610.38 | 383 | \$17,872.30 | \$17,979.53 |
| 70 | \$1,560.83 | \$1,570.20 | 227 | \$10,593.76 | \$10,657.32 | 384 | \$17,918.96 | \$18,026.47 |
| 71 | \$1,829.21 | \$1,840.19 | 228 | \$10,640.41 | \$10,704.25 | 385 | \$17,965.62 | \$18,073.42 |
| 72 | \$1,854.97 | \$1,866.10 | 229 | \$10,687.07 | \$10,751.19 | 386 | \$18,012.27 | \$18,120.35 |
| 73 | \$1,880.73 | \$1,892.02 | 230 | \$10,733.73 | \$10,798.13 | 387 | \$18,058.93 | \$18,167.29 |
| 74 | \$1,906.49 | \$1,917.93 | 231 | \$10,780.38 | \$10,845.07 | 388 | \$18,105.59 | \$18,214.22 |
| 75 | \$1,932.25 | \$1,943.85 | 232 | \$10,827.04 | \$10,892.01 | 389 | \$18,152.25 | \$18,261.16 |
| 76 | \$1,958.02 | \$1,969.76 | 233 | \$10,873.70 | \$10,938.94 | 390 | \$18,198.91 | \$18,308.10 |
| 77 | \$1,983.78 | \$1,995.68 | 234 | \$10,920.36 | \$10,985.88 | 391 | \$18,245.56 | \$18,355.03 |
| 78 | \$2,009.54 | \$2,021.59 | 235 | \$10,967.02 | \$11,032.82 | 392 | \$18,292.22 | \$18,401.97 |
| 79 | \$2,035.30 | \$2,047.51 | 236 | \$11,013.67 | \$11,079.75 | 393 | \$18,338.87 | \$18,448.91 |
| 80 | \$2,061.06 | \$2,073.42 | 237 | \$11,060.33 | \$11,126.69 | 394 | \$18,385.53 | \$18,495.85 |
| 81 | \$2,086.82 | \$2,099.34 | 238 | \$11,106.98 | \$11,173.62 | 395 | \$18,432.20 | \$18,542.79 |
| 82 | \$2,112.58 | \$2,125.25 | 239 | \$11,153.64 | \$11,220.57 | 396 | \$18,478.85 | \$18,589.72 |
| 83 | \$2,138.34 | \$2,151.17 | 240 | \$11,200.31 | \$11,267.51 | 397 | \$18,525.51 | \$18,636.66 |
| 84 | \$2,164.10 | \$2,177.08 | 241 | \$11,246.96 | \$11,314.44 | 398 | \$18,572.16 | \$18,683.59 |
| 85 | \$2,189.86 | \$2,203.00 | 242 | \$11,293.62 | \$11,361.38 | 399 | \$18,618.82 | \$18,730.53 |

| Uso Industrial | | | | | | | | |
|-----------------------|------------|-------------------|----------------|-------------|--------------------|----------------|-------------|--------------------|
| M ³ | 2017 | 2018 | M ³ | 2017 | 2018 | M ³ | 2017 | 2018 |
| | DICIEMBRE | ENERO | | DICIEMBRE | ENERO | | DICIEMBRE | ENERO |
| 86 | \$2,215.62 | \$2,228.91 | 243 | \$11,340.27 | \$11,408.31 | 400 | \$18,665.48 | \$18,777.47 |
| 87 | \$2,241.38 | \$2,254.83 | 244 | \$11,386.93 | \$11,455.25 | 401 | \$18,712.13 | \$18,824.41 |
| 88 | \$2,267.14 | \$2,280.74 | 245 | \$11,433.59 | \$11,502.19 | 402 | \$18,758.79 | \$18,871.35 |
| 89 | \$2,292.90 | \$2,306.66 | 246 | \$11,480.24 | \$11,549.13 | 403 | \$18,805.45 | \$18,918.28 |
| 90 | \$2,318.66 | \$2,332.57 | 247 | \$11,526.91 | \$11,596.07 | 404 | \$18,852.11 | \$18,965.22 |
| 91 | \$2,344.42 | \$2,358.49 | 248 | \$11,573.56 | \$11,643.00 | 405 | \$18,898.77 | \$19,012.16 |
| 92 | \$2,370.18 | \$2,384.41 | 249 | \$11,620.22 | \$11,689.94 | 406 | \$18,945.42 | \$19,059.09 |
| 93 | \$2,395.94 | \$2,410.32 | 250 | \$11,666.88 | \$11,736.88 | 407 | \$18,992.08 | \$19,106.03 |
| 94 | \$2,421.71 | \$2,436.24 | 251 | \$11,713.53 | \$11,783.81 | 408 | \$19,038.73 | \$19,152.96 |
| 95 | \$2,447.47 | \$2,462.15 | 252 | \$11,760.19 | \$11,830.75 | 409 | \$19,085.39 | \$19,199.91 |
| 96 | \$2,473.23 | \$2,488.07 | 253 | \$11,806.84 | \$11,877.68 | 410 | \$19,132.06 | \$19,246.85 |
| 97 | \$2,498.99 | \$2,513.98 | 254 | \$11,853.50 | \$11,924.63 | 411 | \$19,178.71 | \$19,293.78 |
| 98 | \$2,524.75 | \$2,539.90 | 255 | \$11,900.17 | \$11,971.57 | 412 | \$19,225.37 | \$19,340.72 |
| 99 | \$2,550.51 | \$2,565.81 | 256 | \$11,946.82 | \$12,018.50 | 413 | \$19,272.02 | \$19,387.65 |
| 100 | \$2,576.27 | \$2,591.73 | 257 | \$11,993.48 | \$12,065.44 | 414 | \$19,318.68 | \$19,434.59 |
| 101 | \$3,587.12 | \$3,608.65 | 258 | \$12,040.13 | \$12,112.37 | 415 | \$19,365.34 | \$19,481.53 |
| 102 | \$3,622.64 | \$3,644.37 | 259 | \$12,086.79 | \$12,159.31 | 416 | \$19,411.99 | \$19,528.47 |
| 103 | \$3,658.15 | \$3,680.10 | 260 | \$12,133.45 | \$12,206.25 | 417 | \$19,458.65 | \$19,575.41 |
| 104 | \$3,693.66 | \$3,715.82 | 261 | \$12,180.10 | \$12,253.18 | 418 | \$19,505.31 | \$19,622.34 |
| 105 | \$3,729.17 | \$3,751.55 | 262 | \$12,226.77 | \$12,300.13 | 419 | \$19,551.97 | \$19,669.28 |
| 106 | \$3,764.68 | \$3,787.27 | 263 | \$12,273.42 | \$12,347.06 | 420 | \$19,598.63 | \$19,716.22 |
| 107 | \$3,800.19 | \$3,822.99 | 264 | \$12,320.08 | \$12,394.00 | 421 | \$19,645.28 | \$19,763.15 |
| 108 | \$3,835.70 | \$3,858.72 | 265 | \$12,366.74 | \$12,440.94 | 422 | \$19,691.94 | \$19,810.09 |
| 109 | \$3,871.22 | \$3,894.44 | 266 | \$12,413.39 | \$12,487.87 | 423 | \$19,738.59 | \$19,857.02 |
| 110 | \$3,906.73 | \$3,930.17 | 267 | \$12,460.05 | \$12,534.81 | 424 | \$19,785.25 | \$19,903.97 |
| 111 | \$3,942.24 | \$3,965.89 | 268 | \$12,506.70 | \$12,581.74 | 425 | \$19,831.92 | \$19,950.91 |
| 112 | \$3,977.75 | \$4,001.62 | 269 | \$12,553.36 | \$12,628.68 | 426 | \$19,878.57 | \$19,997.84 |
| 113 | \$4,013.26 | \$4,037.34 | 270 | \$12,600.03 | \$12,675.63 | 427 | \$19,925.23 | \$20,044.78 |
| 114 | \$4,048.77 | \$4,073.07 | 271 | \$12,646.68 | \$12,722.56 | 428 | \$19,971.88 | \$20,091.71 |
| 115 | \$4,084.29 | \$4,108.79 | 272 | \$12,693.34 | \$12,769.50 | 429 | \$20,018.54 | \$20,138.65 |
| 116 | \$4,119.80 | \$4,144.52 | 273 | \$12,739.99 | \$12,816.43 | 430 | \$20,065.20 | \$20,185.59 |
| 117 | \$4,155.31 | \$4,180.24 | 274 | \$12,786.65 | \$12,863.37 | 431 | \$20,111.85 | \$20,232.52 |
| 118 | \$4,190.82 | \$4,215.97 | 275 | \$12,833.31 | \$12,910.31 | 432 | \$20,158.51 | \$20,279.47 |
| 119 | \$4,226.33 | \$4,251.69 | 276 | \$12,879.96 | \$12,957.24 | 433 | \$20,205.17 | \$20,326.40 |
| 120 | \$4,261.84 | \$4,287.41 | 277 | \$12,926.63 | \$13,004.19 | 434 | \$20,251.83 | \$20,373.34 |
| 121 | \$4,297.35 | \$4,323.14 | 278 | \$12,973.28 | \$13,051.12 | 435 | \$20,298.49 | \$20,420.28 |

| Uso Industrial | | | | | | | | |
|-----------------------|------------|-------------------|-----|-------------|--------------------|-----|-------------|--------------------|
| M³ | 2017 | 2018 | M³ | 2017 | 2018 | M³ | 2017 | 2018 |
| | DICIEMBRE | ENERO | | DICIEMBRE | ENERO | | DICIEMBRE | ENERO |
| 122 | \$4,332.87 | \$4,358.86 | 279 | \$13,019.94 | \$13,098.06 | 436 | \$20,345.14 | \$20,467.21 |
| 123 | \$4,368.38 | \$4,394.59 | 280 | \$13,066.60 | \$13,145.00 | 437 | \$20,391.80 | \$20,514.15 |
| 124 | \$4,403.89 | \$4,430.31 | 281 | \$13,113.25 | \$13,191.93 | 438 | \$20,438.45 | \$20,561.08 |
| 125 | \$4,439.40 | \$4,466.04 | 282 | \$13,159.91 | \$13,238.87 | 439 | \$20,485.11 | \$20,608.02 |
| 126 | \$4,474.91 | \$4,501.76 | 283 | \$13,206.56 | \$13,285.80 | 440 | \$20,531.78 | \$20,654.97 |
| 127 | \$4,510.42 | \$4,537.49 | 284 | \$13,253.23 | \$13,332.74 | 441 | \$20,578.43 | \$20,701.90 |
| 128 | \$4,545.94 | \$4,573.21 | 285 | \$13,299.89 | \$13,379.69 | 442 | \$20,625.09 | \$20,748.84 |
| 129 | \$4,581.45 | \$4,608.94 | 286 | \$13,346.54 | \$13,426.62 | 443 | \$20,671.74 | \$20,795.77 |
| 130 | \$4,616.96 | \$4,644.66 | 287 | \$13,393.20 | \$13,473.56 | 444 | \$20,718.40 | \$20,842.71 |
| 131 | \$4,652.47 | \$4,680.39 | 288 | \$13,439.85 | \$13,520.49 | 445 | \$20,765.06 | \$20,889.65 |
| 132 | \$4,687.98 | \$4,716.11 | 289 | \$13,486.51 | \$13,567.43 | 446 | \$20,811.71 | \$20,936.58 |
| 133 | \$4,723.49 | \$4,751.83 | 290 | \$13,533.17 | \$13,614.37 | 447 | \$20,858.38 | \$20,983.53 |
| 134 | \$4,759.00 | \$4,787.56 | 291 | \$13,579.82 | \$13,661.30 | 448 | \$20,905.03 | \$21,030.46 |
| 135 | \$4,794.52 | \$4,823.28 | 292 | \$13,626.49 | \$13,708.24 | 449 | \$20,951.69 | \$21,077.40 |
| 136 | \$4,830.03 | \$4,859.01 | 293 | \$13,673.14 | \$13,755.18 | 450 | \$20,998.35 | \$21,124.34 |
| 137 | \$4,865.54 | \$4,894.73 | 294 | \$13,719.80 | \$13,802.12 | 451 | \$21,045.00 | \$21,171.27 |
| 138 | \$4,901.05 | \$4,930.46 | 295 | \$13,766.46 | \$13,849.06 | 452 | \$21,091.66 | \$21,218.21 |
| 139 | \$4,936.56 | \$4,966.18 | 296 | \$13,813.11 | \$13,895.99 | 453 | \$21,138.31 | \$21,265.14 |
| 140 | \$4,972.07 | \$5,001.91 | 297 | \$13,859.77 | \$13,942.93 | 454 | \$21,184.97 | \$21,312.08 |
| 141 | \$5,007.57 | \$5,037.62 | 298 | \$13,906.42 | \$13,989.86 | 455 | \$21,231.64 | \$21,359.03 |
| 142 | \$5,043.10 | \$5,073.36 | 299 | \$13,953.09 | \$14,036.80 | 456 | \$21,278.29 | \$21,405.96 |
| 143 | \$5,078.60 | \$5,109.07 | 300 | \$13,999.75 | \$14,083.75 | 457 | \$21,324.95 | \$21,452.90 |
| 144 | \$5,114.12 | \$5,144.80 | 301 | \$14,046.40 | \$14,130.68 | 458 | \$21,371.60 | \$21,499.83 |
| 145 | \$5,149.62 | \$5,180.52 | 302 | \$14,093.06 | \$14,177.62 | 459 | \$21,418.26 | \$21,546.77 |
| 146 | \$5,185.13 | \$5,216.24 | 303 | \$14,139.71 | \$14,224.55 | 460 | \$21,464.92 | \$21,593.71 |
| 147 | \$5,220.64 | \$5,251.97 | 304 | \$14,186.37 | \$14,271.49 | 461 | \$21,511.57 | \$21,640.64 |
| 148 | \$5,256.16 | \$5,287.69 | 305 | \$14,233.03 | \$14,318.43 | 462 | \$21,558.24 | \$21,687.58 |
| 149 | \$5,291.67 | \$5,323.42 | 306 | \$14,279.68 | \$14,365.36 | 463 | \$21,604.89 | \$21,734.52 |
| 150 | \$5,327.18 | \$5,359.14 | 307 | \$14,326.35 | \$14,412.30 | 464 | \$21,651.55 | \$21,781.46 |
| 151 | \$5,362.69 | \$5,394.87 | 308 | \$14,373.00 | \$14,459.24 | 465 | \$21,698.21 | \$21,828.40 |
| 152 | \$5,398.20 | \$5,430.59 | 309 | \$14,419.66 | \$14,506.18 | 466 | \$21,744.86 | \$21,875.33 |
| 153 | \$5,433.71 | \$5,466.32 | 310 | \$14,466.32 | \$14,553.12 | 467 | \$21,791.52 | \$21,922.27 |
| 154 | \$5,469.22 | \$5,502.04 | 311 | \$14,512.97 | \$14,600.05 | 468 | \$21,838.17 | \$21,969.20 |
| 155 | \$5,504.74 | \$5,537.76 | 312 | \$14,559.63 | \$14,646.99 | 469 | \$21,884.83 | \$22,016.14 |
| 156 | \$5,540.25 | \$5,573.49 | 313 | \$14,606.28 | \$14,693.92 | 470 | \$21,931.50 | \$22,063.09 |
| 157 | \$5,575.76 | \$5,609.21 | 314 | \$14,652.95 | \$14,740.86 | 471 | \$21,978.15 | \$22,110.02 |

| Uso Industrial | | | | | | | | |
|---|------------|--|----------------|-------------|--------------------|----------------|-------------|--------------------|
| M ³ | 2017 | 2018 | M ³ | 2017 | 2018 | M ³ | 2017 | 2018 |
| | DICIEMBRE | ENERO | | DICIEMBRE | ENERO | | DICIEMBRE | ENERO |
| 158 | \$5,611.27 | \$5,644.94 | 315 | \$14,699.61 | \$14,787.80 | 472 | \$22,024.81 | \$22,156.96 |
| 159 | \$5,646.78 | \$5,680.66 | 316 | \$14,746.26 | \$14,834.74 | 473 | \$22,071.46 | \$22,203.89 |
| 160 | \$5,682.29 | \$5,716.39 | 317 | \$14,792.92 | \$14,881.68 | 474 | \$22,118.12 | \$22,250.83 |
| 161 | \$5,717.81 | \$5,752.11 | 318 | \$14,839.57 | \$14,928.61 | 475 | \$22,164.78 | \$22,297.77 |
| 162 | \$5,753.32 | \$5,787.84 | 319 | \$14,886.23 | \$14,975.55 | 476 | \$22,211.43 | \$22,344.70 |
| 163 | \$5,788.83 | \$5,823.56 | 320 | \$14,932.89 | \$15,022.49 | 477 | \$22,258.10 | \$22,391.64 |
| 164 | \$5,824.34 | \$5,859.29 | 321 | \$14,979.54 | \$15,069.42 | 478 | \$22,304.75 | \$22,438.58 |
| 165 | \$5,859.85 | \$5,895.01 | 322 | \$15,026.21 | \$15,116.36 | 479 | \$22,351.41 | \$22,485.52 |
| 166 | \$5,895.36 | \$5,930.74 | 323 | \$15,072.86 | \$15,163.29 | 480 | \$22,398.07 | \$22,532.46 |
| 167 | \$5,930.87 | \$5,966.46 | 324 | \$15,119.52 | \$15,210.24 | 481 | \$22,444.72 | \$22,579.39 |
| 168 | \$5,966.39 | \$6,002.18 | 325 | \$15,166.18 | \$15,257.18 | 482 | \$22,491.38 | \$22,626.33 |
| 169 | \$6,001.90 | \$6,037.91 | 326 | \$15,212.83 | \$15,304.11 | 483 | \$22,538.03 | \$22,673.26 |
| 170 | \$6,037.41 | \$6,073.63 | 327 | \$15,259.49 | \$15,351.05 | 484 | \$22,584.70 | \$22,720.20 |
| 171 | \$6,072.92 | \$6,109.36 | 328 | \$15,306.14 | \$15,397.98 | 485 | \$22,631.36 | \$22,767.14 |
| 172 | \$6,108.43 | \$6,145.08 | 329 | \$15,352.81 | \$15,444.92 | 486 | \$22,678.01 | \$22,814.08 |
| 173 | \$6,143.94 | \$6,180.81 | 330 | \$15,399.47 | \$15,491.86 | 487 | \$22,724.67 | \$22,861.02 |
| 174 | \$6,179.46 | \$6,216.53 | 331 | \$15,446.12 | \$15,538.80 | 488 | \$22,771.32 | \$22,907.95 |
| 175 | \$6,214.97 | \$6,252.26 | 332 | \$15,492.78 | \$15,585.74 | 489 | \$22,817.98 | \$22,954.89 |
| 176 | \$6,250.48 | \$6,287.98 | 333 | \$15,539.43 | \$15,632.67 | 490 | \$22,864.64 | \$23,001.83 |
| 177 | \$6,285.99 | \$6,323.71 | 334 | \$15,586.09 | \$15,679.61 | 491 | \$22,911.29 | \$23,048.76 |
| 178 | \$6,321.50 | \$6,359.43 | 335 | \$15,632.75 | \$15,726.55 | 492 | \$22,957.96 | \$23,095.70 |
| 179 | \$6,357.01 | \$6,395.16 | 336 | \$15,679.41 | \$15,773.48 | 493 | \$23,004.61 | \$23,142.63 |
| 180 | \$6,392.52 | \$6,430.88 | 337 | \$15,726.07 | \$15,820.42 | 494 | \$23,051.27 | \$23,189.58 |
| 181 | \$6,428.04 | \$6,466.60 | 338 | \$15,772.72 | \$15,867.35 | 495 | \$23,097.93 | \$23,236.52 |
| 182 | \$6,463.55 | \$6,502.33 | 339 | \$15,819.38 | \$15,914.30 | 496 | \$23,144.58 | \$23,283.45 |
| 183 | \$6,499.06 | \$6,538.05 | 340 | \$15,866.04 | \$15,961.24 | 497 | \$23,191.24 | \$23,330.39 |
| 184 | \$6,534.57 | \$6,573.78 | 341 | \$15,912.69 | \$16,008.17 | 498 | \$23,237.89 | \$23,377.32 |
| 185 | \$6,570.08 | \$6,609.50 | 342 | \$15,959.35 | \$16,055.11 | 499 | \$23,284.56 | \$23,424.26 |
| 186 | \$6,605.59 | \$6,645.23 | 343 | \$16,006.00 | \$16,102.04 | 500 | \$23,334.98 | \$23,474.99 |
| De 501 m³ en Adelante | | La cuota de 500 m3 más \$76.00 por cada metro cúbico adicional. | | | | | | |

d) Tarifas Especiales.

Adicionalmente a los usos antes señalados, se establece una tarifa para la atención especial de los diferentes niveles gubernamentales Municipal, Estatal y Federal en la prestación de los servicios de agua potable, alcantarillado y saneamiento, la cual se subdivide para su aplicación en Escuelas Públicas y Edificios Públicos.

| Escuelas Públicas | |
|---|---|
| Se cobrará la tarifa de \$264.93 y el usuario tendrá derecho a consumir hasta 20 M ³ al mes. | |
| De 21 m³ en Adelante | La cuota de 21 m ³ más \$14.00 por cada metro cúbico adicional. |

| Edificios Públicos | |
|---|---|
| Se cobrará la tarifa de \$264.93 y el usuario tendrá derecho a consumir hasta 20 M ³ al mes. | |
| De 21 m³ en Adelante | La cuota de 21 m ³ más \$14.00 por cada metro cúbico adicional. |

En las tarifas mencionadas en las tablas que anteceden, se incluye el cobro de los servicios de Agua, Alcantarillado y Saneamiento, que presta el Organismo Operador. Por lo que la estructura tarifaria quedaría como sigue: 99% para Agua y 1% para Alcantarillado.

e) Agua residual tratada

Sin importar el volumen consumido por el usuario, la facturación mínima mensual será de 30 m³, aplicable para todas las clasificaciones de cuentas con las que cuente el Organismo Operador. El usuario deberá realizar por su cuenta las instalaciones correspondientes para el suministro de agua residual tratada, o en su caso a través de los programas de apoyo que pudiera implementar el Organismo Operador previo estudio de su área técnica.

Cuota por M³ de Agua Residual Tratada: \$6.12 por metro cúbico

f) Agua Cruda:

En relación a la venta de agua (Agua Cruda), misma que no lleva ningún tipo de proceso de potabilización previa a su comercialización se determina que sin importar el volumen consumido por el usuario el precio por metro cúbico será de:

Cuota por M³ de Agua Cruda: \$27.61 por metro cúbico.

Este servicio deberá contratarse de forma independiente y será facturado de forma mensual.

SE MODIFICA, PARA QUEDAR:**CAPÍTULO II: TARIFAS DOMÉSTICAS, COMERCIALES, INDUSTRIALES, ESPECIALES Y OTRAS.**

...

ARTÍCULO 14.- Cuando a un usuario se le determine por el Organismo Operador el volumen de agua consumida a través de un dispositivo de medición, este pagará por los servicios que reciba las cuotas de acuerdo al uso que corresponda, tal y como a continuación se señala:

a) **Uso Doméstico**

| Uso Doméstico | | | | |
|----------------------|-----------|-----------------|---------|-----------------|
| M ³ | 2017 | 2018 | | |
| | DICIEMBRE | ENERO | ABC | NETO |
| 0-10 | \$127.48 | \$128.24 | \$11.74 | \$116.50 |
| 11 | \$139.08 | \$139.91 | \$22.54 | \$117.37 |
| 12 | \$150.67 | \$151.57 | \$23.60 | \$127.97 |
| 13 | \$162.26 | \$163.24 | \$24.68 | \$138.56 |
| 14 | \$173.85 | \$174.89 | \$25.74 | \$149.15 |
| 15 | \$185.45 | \$186.56 | \$26.81 | \$159.75 |

| Uso Doméstico | | | | | | | | |
|----------------------|-----------|-----------------|----------------|------------|-------------------|----------------|-------------|--------------------|
| M ³ | 2017 | 2018 | M ³ | 2017 | 2018 | M ³ | 2017 | 2018 |
| | DICIEMBRE | ENERO | | DICIEMBRE | ENERO | | DICIEMBRE | ENERO |
| 16 | \$208.73 | \$209.99 | 179 | \$6,212.57 | \$6,249.85 | 342 | \$13,759.60 | \$13,842.16 |
| 17 | \$220.46 | \$221.78 | 180 | \$6,247.15 | \$6,284.63 | 343 | \$13,799.84 | \$13,882.63 |
| 18 | \$232.18 | \$233.57 | 181 | \$6,281.72 | \$6,319.41 | 344 | \$13,840.07 | \$13,923.11 |
| 19 | \$243.90 | \$245.37 | 182 | \$6,316.29 | \$6,354.19 | 345 | \$13,880.30 | \$13,963.58 |
| 20 | \$255.62 | \$257.15 | 183 | \$6,350.85 | \$6,388.96 | 346 | \$13,920.52 | \$14,004.04 |
| 21 | \$288.72 | \$290.45 | 184 | \$6,385.42 | \$6,423.73 | 347 | \$13,960.75 | \$14,044.52 |
| 22 | \$301.38 | \$303.19 | 185 | \$6,419.99 | \$6,458.51 | 348 | \$14,000.99 | \$14,084.99 |
| 23 | \$314.04 | \$315.92 | 186 | \$6,454.57 | \$6,493.29 | 349 | \$14,041.22 | \$14,125.47 |
| 24 | \$326.70 | \$328.66 | 187 | \$6,489.14 | \$6,528.07 | 350 | \$14,081.45 | \$14,165.94 |
| 25 | \$339.36 | \$341.40 | 188 | \$6,523.71 | \$6,562.85 | 351 | \$14,121.67 | \$14,206.40 |
| 26 | \$352.02 | \$354.13 | 189 | \$6,558.27 | \$6,597.62 | 352 | \$14,161.90 | \$14,246.88 |
| 27 | \$364.67 | \$366.86 | 190 | \$6,592.84 | \$6,632.40 | 353 | \$14,202.14 | \$14,287.35 |
| 28 | \$377.33 | \$379.59 | 191 | \$6,627.41 | \$6,667.18 | 354 | \$14,242.37 | \$14,327.82 |
| 29 | \$390.00 | \$392.34 | 192 | \$6,661.99 | \$6,701.96 | 355 | \$14,282.60 | \$14,368.30 |
| 30 | \$402.65 | \$405.07 | 193 | \$6,696.56 | \$6,736.74 | 356 | \$14,322.82 | \$14,408.76 |
| 31 | \$619.34 | \$503.74 | 194 | \$6,731.12 | \$6,771.50 | 357 | \$14,363.05 | \$14,449.23 |
| 32 | \$638.52 | \$553.74 | 195 | \$6,765.69 | \$6,806.28 | 358 | \$14,403.29 | \$14,489.71 |
| 33 | \$657.69 | \$603.74 | 196 | \$6,800.26 | \$6,841.06 | 359 | \$14,443.52 | \$14,530.18 |
| 34 | \$676.88 | \$653.74 | 197 | \$6,834.83 | \$6,875.84 | 360 | \$14,483.75 | \$14,570.65 |

| Uso Doméstico | | | | | | | | |
|----------------------|------------|-------------------|----------------|------------|-------------------|----------------|-------------|--------------------|
| M ³ | 2017 | 2018 | M ³ | 2017 | 2018 | M ³ | 2017 | 2018 |
| | DICIEMBRE | ENERO | | DICIEMBRE | ENERO | | DICIEMBRE | ENERO |
| 35 | \$696.06 | \$700.23 | 198 | \$6,869.40 | \$6,910.62 | 361 | \$14,523.97 | \$14,611.12 |
| 36 | \$715.24 | \$719.53 | 199 | \$6,903.98 | \$6,945.40 | 362 | \$14,564.20 | \$14,651.59 |
| 37 | \$734.42 | \$738.83 | 200 | \$6,938.54 | \$6,980.17 | 363 | \$14,604.44 | \$14,692.06 |
| 38 | \$753.59 | \$758.11 | 201 | \$7,623.59 | \$7,669.34 | 364 | \$14,644.67 | \$14,732.54 |
| 39 | \$772.77 | \$777.41 | 202 | \$7,661.51 | \$7,707.48 | 365 | \$14,684.90 | \$14,773.01 |
| 40 | \$791.96 | \$796.71 | 203 | \$7,699.43 | \$7,745.63 | 366 | \$14,725.12 | \$14,813.47 |
| 41 | \$847.21 | \$826.24 | 204 | \$7,737.36 | \$7,783.78 | 367 | \$14,765.35 | \$14,853.95 |
| 42 | \$867.28 | \$856.24 | 205 | \$7,775.27 | \$7,821.93 | 368 | \$14,805.59 | \$14,894.42 |
| 43 | \$887.35 | \$886.24 | 206 | \$7,813.20 | \$7,860.08 | 369 | \$14,845.82 | \$14,934.89 |
| 44 | \$907.42 | \$912.86 | 207 | \$7,851.12 | \$7,898.23 | 370 | \$14,886.05 | \$14,975.37 |
| 45 | \$927.49 | \$933.05 | 208 | \$7,889.05 | \$7,936.38 | 371 | \$14,926.27 | \$15,015.83 |
| 46 | \$947.55 | \$953.24 | 209 | \$7,926.96 | \$7,974.53 | 372 | \$14,966.50 | \$15,056.30 |
| 47 | \$967.62 | \$973.43 | 210 | \$7,964.89 | \$8,012.68 | 373 | \$15,006.74 | \$15,096.78 |
| 48 | \$987.69 | \$993.62 | 211 | \$8,002.82 | \$8,050.83 | 374 | \$15,046.97 | \$15,137.25 |
| 49 | \$1,007.76 | \$1,013.81 | 212 | \$8,040.74 | \$8,088.98 | 375 | \$15,087.20 | \$15,177.72 |
| 50 | \$1,027.83 | \$1,033.99 | 213 | \$8,078.66 | \$8,127.13 | 376 | \$15,127.42 | \$15,218.19 |
| 51 | \$1,094.99 | \$1,101.56 | 214 | \$8,116.58 | \$8,165.28 | 377 | \$15,167.65 | \$15,258.66 |
| 52 | \$1,115.98 | \$1,122.68 | 215 | \$8,154.51 | \$8,203.43 | 378 | \$15,207.89 | \$15,299.13 |
| 53 | \$1,136.97 | \$1,143.79 | 216 | \$8,192.42 | \$8,241.57 | 379 | \$15,248.12 | \$15,339.61 |
| 54 | \$1,157.95 | \$1,164.90 | 217 | \$8,230.35 | \$8,279.73 | 380 | \$15,288.35 | \$15,380.08 |
| 55 | \$1,178.94 | \$1,186.01 | 218 | \$8,268.27 | \$8,317.88 | 381 | \$15,328.57 | \$15,420.54 |
| 56 | \$1,199.93 | \$1,207.13 | 219 | \$8,306.20 | \$8,356.03 | 382 | \$15,368.80 | \$15,461.02 |
| 57 | \$1,220.92 | \$1,228.25 | 220 | \$8,344.11 | \$8,394.18 | 383 | \$15,409.04 | \$15,501.49 |
| 58 | \$1,241.91 | \$1,249.36 | 221 | \$8,382.04 | \$8,432.33 | 384 | \$15,449.27 | \$15,541.96 |
| 59 | \$1,262.90 | \$1,270.47 | 222 | \$8,419.96 | \$8,470.48 | 385 | \$15,489.50 | \$15,582.44 |
| 60 | \$1,283.88 | \$1,291.59 | 223 | \$8,457.88 | \$8,508.62 | 386 | \$15,529.72 | \$15,622.90 |
| 61 | \$1,403.99 | \$1,412.42 | 224 | \$8,495.85 | \$8,546.83 | 387 | \$15,569.95 | \$15,663.37 |
| 62 | \$1,426.60 | \$1,435.16 | 225 | \$8,533.73 | \$8,584.93 | 388 | \$15,610.19 | \$15,703.85 |
| 63 | \$1,449.21 | \$1,457.91 | 226 | \$8,571.65 | \$8,623.08 | 389 | \$15,650.42 | \$15,744.32 |
| 64 | \$1,471.82 | \$1,480.65 | 227 | \$8,609.57 | \$8,661.22 | 390 | \$15,690.65 | \$15,784.80 |
| 65 | \$1,494.43 | \$1,503.40 | 228 | \$8,647.49 | \$8,699.38 | 391 | \$15,730.87 | \$15,825.26 |
| 66 | \$1,517.04 | \$1,526.14 | 229 | \$8,685.42 | \$8,737.53 | 392 | \$15,771.10 | \$15,865.73 |
| 67 | \$1,539.65 | \$1,548.89 | 230 | \$8,723.33 | \$8,775.67 | 393 | \$15,811.34 | \$15,906.21 |
| 68 | \$1,562.26 | \$1,571.64 | 231 | \$8,761.26 | \$8,813.82 | 394 | \$15,851.57 | \$15,946.68 |
| 69 | \$1,584.87 | \$1,594.38 | 232 | \$8,799.18 | \$8,851.98 | 395 | \$15,891.80 | \$15,987.15 |
| 70 | \$1,607.48 | \$1,617.13 | 233 | \$8,837.11 | \$8,890.13 | 396 | \$15,932.02 | \$16,027.62 |
| 71 | \$1,706.75 | \$1,716.99 | 234 | \$8,875.02 | \$8,928.27 | 397 | \$15,972.26 | \$16,068.09 |
| 72 | \$1,730.42 | \$1,740.80 | 235 | \$8,912.95 | \$8,966.42 | 398 | \$16,012.49 | \$16,108.56 |
| 73 | \$1,754.09 | \$1,764.61 | 236 | \$8,950.87 | \$9,004.58 | 399 | \$16,052.72 | \$16,149.04 |
| 74 | \$1,777.77 | \$1,788.43 | 237 | \$8,988.80 | \$9,042.73 | 400 | \$16,092.95 | \$16,189.51 |

| Uso Doméstico | | | | | | | | |
|----------------------|------------|-------------------|----------------|-------------|--------------------|----------------|-------------|--------------------|
| M ³ | 2017 | 2018 | M ³ | 2017 | 2018 | M ³ | 2017 | 2018 |
| | DICIEMBRE | ENERO | | DICIEMBRE | ENERO | | DICIEMBRE | ENERO |
| 75 | \$1,801.43 | \$1,812.24 | 238 | \$9,026.71 | \$9,080.87 | 401 | \$16,866.31 | \$16,967.51 |
| 76 | \$1,825.10 | \$1,836.05 | 239 | \$9,064.64 | \$9,119.02 | 402 | \$16,908.37 | \$17,009.82 |
| 77 | \$1,848.77 | \$1,859.86 | 240 | \$9,102.56 | \$9,157.18 | 403 | \$16,950.42 | \$17,052.12 |
| 78 | \$1,872.45 | \$1,883.68 | 241 | \$9,140.48 | \$9,195.32 | 404 | \$16,992.48 | \$17,094.43 |
| 79 | \$1,896.11 | \$1,907.49 | 242 | \$9,178.40 | \$9,233.47 | 405 | \$17,034.54 | \$17,136.74 |
| 80 | \$1,919.78 | \$1,931.30 | 243 | \$9,216.33 | \$9,271.63 | 406 | \$17,076.58 | \$17,179.04 |
| 81 | \$2,055.94 | \$2,068.28 | 244 | \$9,254.25 | \$9,309.78 | 407 | \$17,118.64 | \$17,221.35 |
| 82 | \$2,081.03 | \$2,093.52 | 245 | \$9,292.17 | \$9,347.92 | 408 | \$17,160.70 | \$17,263.66 |
| 83 | \$2,106.12 | \$2,118.75 | 246 | \$9,330.09 | \$9,386.07 | 409 | \$17,202.75 | \$17,305.96 |
| 84 | \$2,131.20 | \$2,143.99 | 247 | \$9,368.02 | \$9,424.23 | 410 | \$17,244.81 | \$17,348.28 |
| 85 | \$2,156.30 | \$2,169.24 | 248 | \$9,405.93 | \$9,462.37 | 411 | \$17,286.85 | \$17,390.58 |
| 86 | \$2,181.39 | \$2,194.48 | 249 | \$9,443.86 | \$9,500.52 | 412 | \$17,328.91 | \$17,432.89 |
| 87 | \$2,206.48 | \$2,219.72 | 250 | \$9,481.78 | \$9,538.67 | 413 | \$17,370.97 | \$17,475.20 |
| 88 | \$2,231.57 | \$2,244.96 | 251 | \$9,519.71 | \$9,576.83 | 414 | \$17,413.02 | \$17,517.50 |
| 89 | \$2,256.65 | \$2,270.19 | 252 | \$9,557.62 | \$9,614.97 | 415 | \$17,455.08 | \$17,559.81 |
| 90 | \$2,281.74 | \$2,295.43 | 253 | \$9,595.55 | \$9,653.12 | 416 | \$17,497.14 | \$17,602.12 |
| 91 | \$2,401.78 | \$2,416.19 | 254 | \$9,633.47 | \$9,691.27 | 417 | \$17,539.18 | \$17,644.42 |
| 92 | \$2,427.91 | \$2,442.48 | 255 | \$9,671.39 | \$9,729.42 | 418 | \$17,581.24 | \$17,686.73 |
| 93 | \$2,454.04 | \$2,468.77 | 256 | \$9,709.31 | \$9,767.57 | 419 | \$17,623.29 | \$17,729.03 |
| 94 | \$2,480.18 | \$2,495.06 | 257 | \$9,747.24 | \$9,805.72 | 420 | \$17,665.35 | \$17,771.34 |
| 95 | \$2,506.31 | \$2,521.35 | 258 | \$9,785.16 | \$9,843.87 | 421 | \$17,707.41 | \$17,813.65 |
| 96 | \$2,532.45 | \$2,547.64 | 259 | \$9,823.08 | \$9,882.02 | 422 | \$17,749.46 | \$17,855.95 |
| 97 | \$2,558.58 | \$2,573.93 | 260 | \$9,861.00 | \$9,920.17 | 423 | \$17,791.51 | \$17,898.26 |
| 98 | \$2,584.72 | \$2,600.22 | 261 | \$9,898.93 | \$9,958.32 | 424 | \$17,833.56 | \$17,940.56 |
| 99 | \$2,610.85 | \$2,626.52 | 262 | \$9,936.85 | \$9,996.47 | 425 | \$17,875.62 | \$17,982.87 |
| 100 | \$2,636.99 | \$2,652.81 | 263 | \$9,974.77 | \$10,034.62 | 426 | \$17,917.68 | \$18,025.18 |
| 101 | \$2,887.84 | \$2,905.17 | 264 | \$10,012.69 | \$10,072.77 | 427 | \$17,959.73 | \$18,067.48 |
| 102 | \$2,916.20 | \$2,933.69 | 265 | \$10,050.62 | \$10,110.92 | 428 | \$18,001.78 | \$18,109.80 |
| 103 | \$2,944.54 | \$2,962.21 | 266 | \$10,088.53 | \$10,149.06 | 429 | \$18,043.84 | \$18,152.11 |
| 104 | \$2,972.89 | \$2,990.72 | 267 | \$10,126.46 | \$10,187.22 | 430 | \$18,085.89 | \$18,194.41 |
| 105 | \$3,001.24 | \$3,019.25 | 268 | \$10,164.38 | \$10,225.37 | 431 | \$18,127.95 | \$18,236.72 |
| 106 | \$3,029.59 | \$3,047.77 | 269 | \$10,202.31 | \$10,263.52 | 432 | \$18,170.00 | \$18,279.02 |
| 107 | \$3,057.93 | \$3,076.28 | 270 | \$10,240.22 | \$10,301.66 | 433 | \$18,212.06 | \$18,321.33 |
| 108 | \$3,086.28 | \$3,104.80 | 271 | \$10,278.15 | \$10,339.82 | 434 | \$18,254.11 | \$18,363.64 |
| 109 | \$3,114.63 | \$3,133.32 | 272 | \$10,316.07 | \$10,377.97 | 435 | \$18,296.16 | \$18,405.94 |
| 110 | \$3,142.98 | \$3,161.84 | 273 | \$10,353.99 | \$10,416.11 | 436 | \$18,338.22 | \$18,448.25 |
| 111 | \$3,171.32 | \$3,190.35 | 274 | \$10,391.91 | \$10,454.27 | 437 | \$18,380.28 | \$18,490.56 |
| 112 | \$3,199.68 | \$3,218.88 | 275 | \$10,429.84 | \$10,492.42 | 438 | \$18,422.33 | \$18,532.86 |
| 113 | \$3,228.03 | \$3,247.39 | 276 | \$10,467.76 | \$10,530.57 | 439 | \$18,464.39 | \$18,575.17 |
| 114 | \$3,256.37 | \$3,275.91 | 277 | \$10,505.68 | \$10,568.71 | 440 | \$18,506.43 | \$18,617.47 |

| Uso Doméstico | | | | | | | | |
|----------------------|------------|-------------------|----------------|-------------|--------------------|----------------|-------------|--------------------|
| M ³ | 2017 | 2018 | M ³ | 2017 | 2018 | M ³ | 2017 | 2018 |
| | DICIEMBRE | ENERO | | DICIEMBRE | ENERO | | DICIEMBRE | ENERO |
| 115 | \$3,284.72 | \$3,304.42 | 278 | \$10,543.60 | \$10,606.87 | 441 | \$18,548.49 | \$18,659.78 |
| 116 | \$3,313.07 | \$3,332.95 | 279 | \$10,581.53 | \$10,645.02 | 442 | \$18,590.55 | \$18,702.09 |
| 117 | \$3,341.42 | \$3,361.46 | 280 | \$10,619.44 | \$10,683.16 | 443 | \$18,632.60 | \$18,744.39 |
| 118 | \$3,369.76 | \$3,389.98 | 281 | \$10,657.37 | \$10,721.31 | 444 | \$18,674.66 | \$18,786.70 |
| 119 | \$3,398.11 | \$3,418.50 | 282 | \$10,695.29 | \$10,759.47 | 445 | \$18,716.71 | \$18,829.01 |
| 120 | \$3,426.46 | \$3,447.02 | 283 | \$10,733.22 | \$10,797.62 | 446 | \$18,758.76 | \$18,871.32 |
| 121 | \$3,454.81 | \$3,475.54 | 284 | \$10,771.13 | \$10,835.76 | 447 | \$18,800.82 | \$18,913.63 |
| 122 | \$3,483.15 | \$3,504.05 | 285 | \$10,809.06 | \$10,873.91 | 448 | \$18,842.87 | \$18,955.93 |
| 123 | \$3,511.51 | \$3,532.58 | 286 | \$10,846.98 | \$10,912.07 | 449 | \$18,884.93 | \$18,998.24 |
| 124 | \$3,539.85 | \$3,561.09 | 287 | \$10,884.91 | \$10,950.22 | 450 | \$18,926.99 | \$19,040.55 |
| 125 | \$3,568.20 | \$3,589.61 | 288 | \$10,922.82 | \$10,988.36 | 451 | \$18,969.03 | \$19,082.85 |
| 126 | \$3,596.54 | \$3,618.12 | 289 | \$10,960.75 | \$11,026.51 | 452 | \$19,011.09 | \$19,125.16 |
| 127 | \$3,624.90 | \$3,646.65 | 290 | \$10,998.68 | \$11,064.67 | 453 | \$19,053.14 | \$19,167.46 |
| 128 | \$3,653.25 | \$3,675.16 | 291 | \$11,036.59 | \$11,102.81 | 454 | \$19,095.20 | \$19,209.77 |
| 129 | \$3,681.59 | \$3,703.68 | 292 | \$11,074.51 | \$11,140.96 | 455 | \$19,137.26 | \$19,252.08 |
| 130 | \$3,709.95 | \$3,732.21 | 293 | \$11,112.44 | \$11,179.11 | 456 | \$19,179.30 | \$19,294.38 |
| 131 | \$4,298.99 | \$4,324.78 | 294 | \$11,150.37 | \$11,217.27 | 457 | \$19,221.36 | \$19,336.69 |
| 132 | \$4,331.61 | \$4,357.60 | 295 | \$11,188.28 | \$11,255.41 | 458 | \$19,263.42 | \$19,379.00 |
| 133 | \$4,364.22 | \$4,390.41 | 296 | \$11,226.21 | \$11,293.56 | 459 | \$19,305.47 | \$19,421.30 |
| 134 | \$4,396.84 | \$4,423.22 | 297 | \$11,264.13 | \$11,331.72 | 460 | \$19,347.53 | \$19,463.61 |
| 135 | \$4,429.47 | \$4,456.05 | 298 | \$11,302.05 | \$11,369.86 | 461 | \$19,389.58 | \$19,505.91 |
| 136 | \$4,462.09 | \$4,488.86 | 299 | \$11,339.97 | \$11,408.01 | 462 | \$19,431.63 | \$19,548.22 |
| 137 | \$4,494.70 | \$4,521.67 | 300 | \$11,377.90 | \$11,446.16 | 463 | \$19,473.69 | \$19,590.53 |
| 138 | \$4,527.33 | \$4,554.49 | 301 | \$12,110.17 | \$12,182.83 | 464 | \$19,515.74 | \$19,632.83 |
| 139 | \$4,559.95 | \$4,587.31 | 302 | \$12,150.40 | \$12,223.30 | 465 | \$19,557.80 | \$19,675.15 |
| 140 | \$4,592.57 | \$4,620.12 | 303 | \$12,190.63 | \$12,263.78 | 466 | \$19,599.86 | \$19,717.46 |
| 141 | \$4,625.19 | \$4,652.94 | 304 | \$12,230.87 | \$12,304.25 | 467 | \$19,641.90 | \$19,759.76 |
| 142 | \$4,657.81 | \$4,685.76 | 305 | \$12,271.10 | \$12,344.73 | 468 | \$19,683.96 | \$19,802.07 |
| 143 | \$4,690.43 | \$4,718.57 | 306 | \$12,311.32 | \$12,385.19 | 469 | \$19,726.01 | \$19,844.37 |
| 144 | \$4,723.06 | \$4,751.39 | 307 | \$12,351.55 | \$12,425.66 | 470 | \$19,768.07 | \$19,886.68 |
| 145 | \$4,755.67 | \$4,784.21 | 308 | \$12,391.78 | \$12,466.14 | 471 | \$19,810.13 | \$19,928.99 |
| 146 | \$4,788.29 | \$4,817.02 | 309 | \$12,432.02 | \$12,506.61 | 472 | \$19,852.18 | \$19,971.29 |
| 147 | \$4,820.92 | \$4,849.84 | 310 | \$12,472.25 | \$12,547.08 | 473 | \$19,894.23 | \$20,013.60 |
| 148 | \$4,853.53 | \$4,882.66 | 311 | \$12,512.47 | \$12,587.55 | 474 | \$19,936.28 | \$20,055.90 |
| 149 | \$4,886.15 | \$4,915.47 | 312 | \$12,552.70 | \$12,628.02 | 475 | \$19,978.34 | \$20,098.21 |
| 150 | \$4,918.78 | \$4,948.29 | 313 | \$12,592.93 | \$12,668.49 | 476 | \$20,020.40 | \$20,140.52 |
| 151 | \$4,951.40 | \$4,981.11 | 314 | \$12,633.17 | \$12,708.97 | 477 | \$20,062.45 | \$20,182.82 |
| 152 | \$4,984.01 | \$5,013.92 | 315 | \$12,673.40 | \$12,749.44 | 478 | \$20,104.51 | \$20,225.13 |
| 153 | \$5,016.64 | \$5,046.74 | 316 | \$12,713.62 | \$12,789.90 | 479 | \$20,146.56 | \$20,267.44 |
| 154 | \$5,049.26 | \$5,079.56 | 317 | \$12,753.85 | \$12,830.38 | 480 | \$20,188.61 | \$20,309.74 |

| Uso Doméstico | | | | | | | | |
|-----------------------------------|------------|--|----------------|-------------|-------------|----------------|-------------|-------------|
| M ³ | 2017 | 2018 | M ³ | 2017 | 2018 | M ³ | 2017 | 2018 |
| | DICIEMBRE | ENERO | | DICIEMBRE | ENERO | | DICIEMBRE | ENERO |
| 155 | \$5,081.88 | \$5,112.37 | 318 | \$12,794.08 | \$12,870.85 | 481 | \$20,230.67 | \$20,352.05 |
| 156 | \$5,114.50 | \$5,145.19 | 319 | \$12,834.32 | \$12,911.32 | 482 | \$20,272.72 | \$20,394.35 |
| 157 | \$5,147.12 | \$5,178.00 | 320 | \$12,874.55 | \$12,951.80 | 483 | \$20,314.78 | \$20,436.67 |
| 158 | \$5,179.74 | \$5,210.82 | 321 | \$12,914.77 | \$12,992.26 | 484 | \$20,356.83 | \$20,478.98 |
| 159 | \$5,212.36 | \$5,243.63 | 322 | \$12,955.00 | \$13,032.73 | 485 | \$20,398.88 | \$20,521.28 |
| 160 | \$5,244.98 | \$5,276.45 | 323 | \$12,995.24 | \$13,073.21 | 486 | \$20,440.94 | \$20,563.59 |
| 161 | \$5,590.32 | \$5,623.86 | 324 | \$13,035.47 | \$13,113.68 | 487 | \$20,483.00 | \$20,605.90 |
| 162 | \$5,624.89 | \$5,658.64 | 325 | \$13,075.70 | \$13,154.15 | 488 | \$20,525.05 | \$20,648.20 |
| 163 | \$5,659.46 | \$5,693.42 | 326 | \$13,115.92 | \$13,194.62 | 489 | \$20,567.11 | \$20,690.51 |
| 164 | \$5,694.03 | \$5,728.20 | 327 | \$13,156.15 | \$13,235.09 | 490 | \$20,609.15 | \$20,732.81 |
| 165 | \$5,728.60 | \$5,762.97 | 328 | \$13,196.39 | \$13,275.56 | 491 | \$20,651.21 | \$20,775.12 |
| 166 | \$5,763.17 | \$5,797.75 | 329 | \$13,236.62 | \$13,316.04 | 492 | \$20,693.27 | \$20,817.43 |
| 167 | \$5,797.74 | \$5,832.52 | 330 | \$13,276.85 | \$13,356.51 | 493 | \$20,735.32 | \$20,859.73 |
| 168 | \$5,832.31 | \$5,867.30 | 331 | \$13,317.07 | \$13,396.97 | 494 | \$20,777.38 | \$20,902.04 |
| 169 | \$5,866.88 | \$5,902.08 | 332 | \$13,357.30 | \$13,437.45 | 495 | \$20,819.42 | \$20,944.34 |
| 170 | \$5,901.45 | \$5,936.86 | 333 | \$13,397.54 | \$13,477.92 | 496 | \$20,861.48 | \$20,986.65 |
| 171 | \$5,936.02 | \$5,971.64 | 334 | \$13,437.77 | \$13,518.39 | 497 | \$20,903.54 | \$21,028.96 |
| 172 | \$5,970.58 | \$6,006.41 | 335 | \$13,478.00 | \$13,558.87 | 498 | \$20,945.59 | \$21,071.26 |
| 173 | \$6,005.16 | \$6,041.19 | 336 | \$13,518.22 | \$13,599.33 | 499 | \$20,987.65 | \$21,113.57 |
| 174 | \$6,039.73 | \$6,075.97 | 337 | \$13,558.45 | \$13,639.80 | 500 | \$21,030.29 | \$21,156.48 |
| 175 | \$6,074.30 | \$6,110.74 | 338 | \$13,598.69 | \$13,680.28 | | | |
| 176 | \$6,108.87 | \$6,145.52 | 339 | \$13,638.92 | \$13,720.75 | | | |
| 177 | \$6,143.44 | \$6,180.30 | 340 | \$13,679.15 | \$13,761.22 | | | |
| 178 | \$6,178.00 | \$6,215.07 | 341 | \$13,719.37 | \$13,801.69 | | | |
| De 501 m ³ en Adelante | | La cuota de 500 m ³ más \$67.00 por cada metro cúbico adicional. | | | | | | |

Tratándose de un usuario que realice una actividad comercial en un inmueble con uso doméstico y que en términos de lo señalado por el presente instrumento sea clasificado como Tarifa Mixta por reunir los requisitos establecidos para esta categoría, se cargará al importe mensual que corresponda al pago de su tarifa doméstica un 10% adicional.

Los subsidios mencionados en la tabla de consumo doméstico que antecede y que se aplican a consumos desde los 10 m³ y hasta los 15 m³, serán otorgados únicamente a los usuarios que mantienen una situación económica clasificada como de "Atención Prioritaria" (Clasificados por el Organismo Operador como "Clase AA") tendrán derecho al 100% del subsidio en mención y a los usuarios que mantienen una situación económica denominada como "Baja" (Clasificados por el Organismo Operador como "Clase A") tendrán derecho al 50% del subsidio. Los usuarios que no queden clasificados dentro de las categorías anteriores no tendrán derecho a este subsidio.

b) Uso Comercial

| Uso Comercial | | | | | | | | |
|----------------------|-----------|------------|----------------|------------|------------|----------------|-------------|-------------|
| M ³ | 2017 | 2018 | M ³ | 2017 | 2018 | M ³ | 2017 | 2018 |
| | DICIEMBRE | ENERO | | DICIEMBRE | ENERO | | DICIEMBRE | ENERO |
| 0 - 10 | \$125.29 | \$269.04 | 174 | \$6,117.31 | \$6,500.04 | 338 | \$13,831.22 | \$14,214.04 |
| 11 | \$146.05 | \$269.04 | 175 | \$6,152.46 | \$6,540.04 | 339 | \$13,872.14 | \$14,256.04 |
| 12 | \$156.69 | \$269.04 | 176 | \$6,187.60 | \$6,580.04 | 340 | \$13,913.06 | \$14,298.04 |
| 13 | \$167.32 | \$269.04 | 177 | \$6,222.76 | \$6,620.04 | 341 | \$13,953.98 | \$14,340.04 |
| 14 | \$177.95 | \$269.04 | 178 | \$6,257.91 | \$6,660.04 | 342 | \$13,994.90 | \$14,382.04 |
| 15 | \$188.59 | \$269.04 | 179 | \$6,293.06 | \$6,700.04 | 343 | \$14,035.81 | \$14,424.04 |
| 16 | \$207.89 | \$269.04 | 180 | \$6,328.21 | \$6,740.04 | 344 | \$14,076.74 | \$14,466.04 |
| 17 | \$218.99 | \$269.04 | 181 | \$6,363.37 | \$6,840.04 | 345 | \$14,117.66 | \$14,508.04 |
| 18 | \$230.09 | \$269.04 | 182 | \$6,398.52 | \$6,880.04 | 346 | \$14,158.57 | \$14,550.04 |
| 19 | \$241.19 | \$269.04 | 183 | \$6,433.66 | \$6,920.04 | 347 | \$14,199.50 | \$14,592.04 |
| 20 | \$247.56 | \$269.04 | 184 | \$6,468.82 | \$6,960.04 | 348 | \$14,240.41 | \$14,634.04 |
| 21 | \$270.77 | \$291.04 | 185 | \$6,503.97 | \$7,000.04 | 349 | \$14,281.33 | \$14,676.04 |
| 22 | \$283.67 | \$309.04 | 186 | \$6,539.12 | \$7,040.04 | 350 | \$14,322.25 | \$14,718.04 |
| 23 | \$296.57 | \$327.04 | 187 | \$6,574.28 | \$7,080.04 | 351 | \$14,363.17 | \$14,868.04 |
| 24 | \$309.46 | \$345.04 | 188 | \$6,609.43 | \$7,120.04 | 352 | \$14,404.09 | \$14,910.04 |
| 25 | \$322.36 | \$363.04 | 189 | \$6,644.58 | \$7,160.04 | 353 | \$14,445.00 | \$14,952.04 |
| 26 | \$335.25 | \$381.04 | 190 | \$6,679.72 | \$7,200.04 | 354 | \$14,485.93 | \$14,994.04 |
| 27 | \$348.15 | \$399.04 | 191 | \$6,714.88 | \$7,300.04 | 355 | \$14,526.84 | \$15,036.04 |
| 28 | \$361.04 | \$417.04 | 192 | \$6,750.03 | \$7,340.04 | 356 | \$14,567.76 | \$15,078.04 |
| 29 | \$373.94 | \$435.04 | 193 | \$6,785.18 | \$7,380.04 | 357 | \$14,608.69 | \$15,120.04 |
| 30 | \$386.84 | \$453.04 | 194 | \$6,820.34 | \$7,420.04 | 358 | \$14,649.60 | \$15,162.04 |
| 31 | \$582.39 | \$653.04 | 195 | \$6,855.49 | \$7,460.04 | 359 | \$14,690.52 | \$15,204.04 |
| 32 | \$601.18 | \$673.04 | 196 | \$6,890.64 | \$7,500.04 | 360 | \$14,731.43 | \$15,246.04 |
| 33 | \$619.96 | \$693.04 | 197 | \$6,925.80 | \$7,540.04 | 361 | \$14,772.36 | \$15,288.04 |
| 34 | \$638.75 | \$713.04 | 198 | \$6,960.94 | \$7,580.04 | 362 | \$14,813.28 | \$15,330.04 |
| 35 | \$657.52 | \$733.04 | 199 | \$6,996.09 | \$7,620.04 | 363 | \$14,854.19 | \$15,372.04 |
| 36 | \$676.31 | \$753.04 | 200 | \$7,031.24 | \$7,660.04 | 364 | \$14,895.12 | \$15,414.04 |
| 37 | \$695.10 | \$773.04 | 201 | \$8,225.34 | \$8,260.04 | 365 | \$14,936.03 | \$15,456.04 |
| 38 | \$713.88 | \$793.04 | 202 | \$8,266.25 | \$8,300.04 | 366 | \$14,976.95 | \$15,498.04 |
| 39 | \$732.67 | \$813.04 | 203 | \$8,307.17 | \$8,340.04 | 367 | \$15,017.88 | \$15,540.04 |
| 40 | \$751.46 | \$833.04 | 204 | \$8,348.09 | \$8,380.04 | 368 | \$15,058.79 | \$15,582.04 |
| 41 | \$836.54 | \$933.04 | 205 | \$8,389.01 | \$8,420.04 | 369 | \$15,099.71 | \$15,624.04 |
| 42 | \$856.93 | \$953.04 | 206 | \$8,429.93 | \$8,460.04 | 370 | \$15,140.62 | \$15,666.04 |
| 43 | \$877.32 | \$973.04 | 207 | \$8,470.85 | \$8,500.04 | 371 | \$15,181.55 | \$15,708.04 |
| 44 | \$897.71 | \$993.04 | 208 | \$8,511.77 | \$8,540.04 | 372 | \$15,222.47 | \$15,750.04 |
| 45 | \$918.10 | \$1,013.04 | 209 | \$8,552.68 | \$8,580.04 | 373 | \$15,263.38 | \$15,792.04 |
| 46 | \$938.49 | \$1,033.04 | 210 | \$8,593.60 | \$8,620.04 | 374 | \$15,304.31 | \$15,834.04 |
| 47 | \$958.86 | \$1,053.04 | 211 | \$8,634.53 | \$8,660.04 | 375 | \$15,345.22 | \$15,876.04 |

| Uso Comercial | | | | | | | | |
|----------------------|------------|------------|----------------|-------------|-------------|----------------|-------------|-------------|
| M ³ | 2017 | 2018 | M ³ | 2017 | 2018 | M ³ | 2017 | 2018 |
| | DICIEMBRE | ENERO | | DICIEMBRE | ENERO | | DICIEMBRE | ENERO |
| 48 | \$979.25 | \$1,073.04 | 212 | \$8,675.44 | \$8,700.04 | 376 | \$15,386.14 | \$15,918.04 |
| 49 | \$999.64 | \$1,093.04 | 213 | \$8,716.36 | \$8,740.04 | 377 | \$15,427.06 | \$15,960.04 |
| 50 | \$1,020.03 | \$1,113.04 | 214 | \$8,757.28 | \$8,780.04 | 378 | \$15,467.98 | \$16,002.04 |
| 51 | \$1,172.91 | \$1,213.04 | 215 | \$8,798.20 | \$8,820.04 | 379 | \$15,508.90 | \$16,044.04 |
| 52 | \$1,195.92 | \$1,235.04 | 216 | \$8,839.11 | \$8,860.04 | 380 | \$15,549.81 | \$16,086.04 |
| 53 | \$1,218.93 | \$1,257.04 | 217 | \$8,880.04 | \$8,900.04 | 381 | \$15,590.74 | \$16,128.04 |
| 54 | \$1,241.94 | \$1,279.04 | 218 | \$8,920.96 | \$8,940.04 | 382 | \$15,631.65 | \$16,170.04 |
| 55 | \$1,264.96 | \$1,301.04 | 219 | \$8,961.87 | \$8,980.04 | 383 | \$15,672.57 | \$16,212.04 |
| 56 | \$1,287.96 | \$1,323.04 | 220 | \$9,002.79 | \$9,020.04 | 384 | \$15,713.50 | \$16,254.04 |
| 57 | \$1,310.98 | \$1,345.04 | 221 | \$9,043.71 | \$9,120.04 | 385 | \$15,754.41 | \$16,296.04 |
| 58 | \$1,333.98 | \$1,367.04 | 222 | \$9,084.63 | \$9,160.04 | 386 | \$15,795.33 | \$16,338.04 |
| 59 | \$1,357.00 | \$1,389.04 | 223 | \$9,125.55 | \$9,200.04 | 387 | \$15,836.25 | \$16,380.04 |
| 60 | \$1,380.02 | \$1,411.04 | 224 | \$9,166.47 | \$9,240.04 | 388 | \$15,877.17 | \$16,422.04 |
| 61 | \$1,403.02 | \$1,511.04 | 225 | \$9,207.39 | \$9,280.04 | 389 | \$15,918.09 | \$16,464.04 |
| 62 | \$1,426.04 | \$1,533.04 | 226 | \$9,248.30 | \$9,320.04 | 390 | \$15,959.00 | \$16,506.04 |
| 63 | \$1,449.04 | \$1,555.04 | 227 | \$9,289.23 | \$9,360.04 | 391 | \$15,999.93 | \$16,548.04 |
| 64 | \$1,472.06 | \$1,577.04 | 228 | \$9,330.15 | \$9,400.04 | 392 | \$16,040.84 | \$16,590.04 |
| 65 | \$1,495.07 | \$1,599.04 | 229 | \$9,371.06 | \$9,440.04 | 393 | \$16,081.76 | \$16,632.04 |
| 66 | \$1,518.08 | \$1,621.04 | 230 | \$9,411.98 | \$9,480.04 | 394 | \$16,122.69 | \$16,674.04 |
| 67 | \$1,541.09 | \$1,643.04 | 231 | \$9,452.90 | \$9,520.04 | 395 | \$16,163.60 | \$16,716.04 |
| 68 | \$1,564.10 | \$1,665.04 | 232 | \$9,493.82 | \$9,560.04 | 396 | \$16,204.52 | \$16,758.04 |
| 69 | \$1,587.11 | \$1,687.04 | 233 | \$9,534.73 | \$9,600.04 | 397 | \$16,245.44 | \$16,800.04 |
| 70 | \$1,610.13 | \$1,709.04 | 234 | \$9,575.66 | \$9,640.04 | 398 | \$16,286.36 | \$16,842.04 |
| 71 | \$1,886.38 | \$1,909.04 | 235 | \$9,616.58 | \$9,680.04 | 399 | \$16,327.27 | \$16,884.04 |
| 72 | \$1,912.96 | \$1,934.04 | 236 | \$9,657.49 | \$9,720.04 | 400 | \$16,368.19 | \$16,926.04 |
| 73 | \$1,939.53 | \$1,959.04 | 237 | \$9,698.42 | \$9,760.04 | 401 | \$16,409.12 | \$17,176.04 |
| 74 | \$1,966.10 | \$1,984.04 | 238 | \$9,739.33 | \$9,800.04 | 402 | \$16,450.03 | \$17,218.04 |
| 75 | \$1,992.67 | \$2,009.04 | 239 | \$9,780.25 | \$9,840.04 | 403 | \$16,490.95 | \$17,260.04 |
| 76 | \$2,019.24 | \$2,034.04 | 240 | \$9,821.17 | \$9,880.04 | 404 | \$16,531.87 | \$17,302.04 |
| 77 | \$2,045.82 | \$2,059.04 | 241 | \$9,862.09 | \$9,980.04 | 405 | \$16,572.79 | \$17,344.04 |
| 78 | \$2,072.39 | \$2,084.04 | 242 | \$9,903.01 | \$10,020.04 | 406 | \$16,613.71 | \$17,386.04 |
| 79 | \$2,098.96 | \$2,109.04 | 243 | \$9,943.92 | \$10,060.04 | 407 | \$16,654.63 | \$17,428.04 |
| 80 | \$2,125.53 | \$2,134.04 | 244 | \$9,984.85 | \$10,100.04 | 408 | \$16,695.55 | \$17,470.04 |
| 81 | \$2,152.11 | \$2,234.04 | 245 | \$10,025.77 | \$10,140.04 | 409 | \$16,736.46 | \$17,512.04 |
| 82 | \$2,178.68 | \$2,259.04 | 246 | \$10,066.68 | \$10,180.04 | 410 | \$16,777.38 | \$17,554.04 |
| 83 | \$2,205.25 | \$2,284.04 | 247 | \$10,107.61 | \$10,220.04 | 411 | \$16,818.31 | \$17,596.04 |
| 84 | \$2,231.82 | \$2,309.04 | 248 | \$10,148.52 | \$10,260.04 | 412 | \$16,859.22 | \$17,638.04 |
| 85 | \$2,258.39 | \$2,334.04 | 249 | \$10,189.44 | \$10,300.04 | 413 | \$16,900.14 | \$17,680.04 |
| 86 | \$2,284.97 | \$2,359.04 | 250 | \$10,230.36 | \$10,340.04 | 414 | \$16,941.06 | \$17,722.04 |
| 87 | \$2,311.54 | \$2,384.04 | 251 | \$10,271.28 | \$10,380.04 | 415 | \$16,981.98 | \$17,764.04 |

| Uso Comercial | | | | | | | | |
|----------------------|------------|------------|----------------|-------------|-------------|----------------|-------------|-------------|
| M ³ | 2017 | 2018 | M ³ | 2017 | 2018 | M ³ | 2017 | 2018 |
| | DICIEMBRE | ENERO | | DICIEMBRE | ENERO | | DICIEMBRE | ENERO |
| 88 | \$2,338.11 | \$2,409.04 | 252 | \$10,312.20 | \$10,420.04 | 416 | \$17,022.89 | \$17,806.04 |
| 89 | \$2,364.68 | \$2,434.04 | 253 | \$10,353.11 | \$10,460.04 | 417 | \$17,063.82 | \$17,848.04 |
| 90 | \$2,391.27 | \$2,459.04 | 254 | \$10,394.04 | \$10,500.04 | 418 | \$17,104.74 | \$17,890.04 |
| 91 | \$2,417.84 | \$2,609.04 | 255 | \$10,434.95 | \$10,540.04 | 419 | \$17,145.65 | \$17,932.04 |
| 92 | \$2,444.41 | \$2,634.04 | 256 | \$10,475.87 | \$10,580.04 | 420 | \$17,186.57 | \$17,974.04 |
| 93 | \$2,470.98 | \$2,659.04 | 257 | \$10,516.80 | \$10,620.04 | 421 | \$17,227.49 | \$18,016.04 |
| 94 | \$2,497.56 | \$2,684.04 | 258 | \$10,557.71 | \$10,660.04 | 422 | \$17,268.41 | \$18,058.04 |
| 95 | \$2,524.13 | \$2,709.04 | 259 | \$10,598.63 | \$10,700.04 | 423 | \$17,309.33 | \$18,100.04 |
| 96 | \$2,550.70 | \$2,734.04 | 260 | \$10,639.54 | \$10,740.04 | 424 | \$17,350.25 | \$18,142.04 |
| 97 | \$2,577.27 | \$2,759.04 | 261 | \$10,680.47 | \$10,840.04 | 425 | \$17,391.17 | \$18,184.04 |
| 98 | \$2,603.84 | \$2,784.04 | 262 | \$10,721.39 | \$10,880.04 | 426 | \$17,432.08 | \$18,226.04 |
| 99 | \$2,630.42 | \$2,809.04 | 263 | \$10,762.30 | \$10,920.04 | 427 | \$17,473.01 | \$18,268.04 |
| 100 | \$2,656.99 | \$2,834.04 | 264 | \$10,803.23 | \$10,960.04 | 428 | \$17,513.93 | \$18,310.04 |
| 101 | \$3,551.24 | \$3,584.04 | 265 | \$10,844.14 | \$11,000.04 | 429 | \$17,554.84 | \$18,352.04 |
| 102 | \$3,586.39 | \$3,619.04 | 266 | \$10,885.06 | \$11,040.04 | 430 | \$17,595.76 | \$18,394.04 |
| 103 | \$3,621.54 | \$3,654.04 | 267 | \$10,925.99 | \$11,080.04 | 431 | \$17,636.68 | \$18,436.04 |
| 104 | \$3,656.69 | \$3,689.04 | 268 | \$10,966.90 | \$11,120.04 | 432 | \$17,677.60 | \$18,478.04 |
| 105 | \$3,691.84 | \$3,724.04 | 269 | \$11,007.82 | \$11,160.04 | 433 | \$17,718.51 | \$18,520.04 |
| 106 | \$3,726.99 | \$3,759.04 | 270 | \$11,048.73 | \$11,200.04 | 434 | \$17,759.44 | \$18,562.04 |
| 107 | \$3,762.15 | \$3,794.04 | 271 | \$11,089.66 | \$11,240.04 | 435 | \$17,800.36 | \$18,604.04 |
| 108 | \$3,797.30 | \$3,829.04 | 272 | \$11,130.58 | \$11,280.04 | 436 | \$17,841.27 | \$18,646.04 |
| 109 | \$3,832.45 | \$3,864.04 | 273 | \$11,171.49 | \$11,320.04 | 437 | \$17,882.20 | \$18,688.04 |
| 110 | \$3,867.60 | \$3,899.04 | 274 | \$11,212.42 | \$11,360.04 | 438 | \$17,923.11 | \$18,730.04 |
| 111 | \$3,902.76 | \$3,934.04 | 275 | \$11,253.33 | \$11,400.04 | 439 | \$17,964.03 | \$18,772.04 |
| 112 | \$3,937.90 | \$3,969.04 | 276 | \$11,294.25 | \$11,440.04 | 440 | \$18,004.95 | \$18,814.04 |
| 113 | \$3,973.05 | \$4,004.04 | 277 | \$11,335.17 | \$11,480.04 | 441 | \$18,045.87 | \$18,856.04 |
| 114 | \$4,008.21 | \$4,039.04 | 278 | \$11,376.09 | \$11,520.04 | 442 | \$18,086.79 | \$18,898.04 |
| 115 | \$4,043.36 | \$4,074.04 | 279 | \$11,417.01 | \$11,560.04 | 443 | \$18,127.70 | \$18,940.04 |
| 116 | \$4,078.51 | \$4,109.04 | 280 | \$11,457.92 | \$11,600.04 | 444 | \$18,168.63 | \$18,982.04 |
| 117 | \$4,113.67 | \$4,144.04 | 281 | \$11,498.85 | \$11,700.04 | 445 | \$18,209.55 | \$19,024.04 |
| 118 | \$4,148.82 | \$4,179.04 | 282 | \$11,539.76 | \$11,740.04 | 446 | \$18,250.46 | \$19,066.04 |
| 119 | \$4,183.96 | \$4,214.04 | 283 | \$11,580.68 | \$11,780.04 | 447 | \$18,291.39 | \$19,108.04 |
| 120 | \$4,219.11 | \$4,249.04 | 284 | \$11,621.61 | \$11,820.04 | 448 | \$18,332.30 | \$19,150.04 |
| 121 | \$4,254.27 | \$4,284.04 | 285 | \$11,662.52 | \$11,860.04 | 449 | \$18,373.22 | \$19,192.04 |
| 122 | \$4,289.42 | \$4,319.04 | 286 | \$11,703.44 | \$11,900.04 | 450 | \$18,414.14 | \$19,234.04 |
| 123 | \$4,324.57 | \$4,354.04 | 287 | \$11,744.36 | \$11,940.04 | 451 | \$18,455.06 | \$19,484.04 |
| 124 | \$4,359.73 | \$4,389.04 | 288 | \$11,785.28 | \$11,980.04 | 452 | \$18,495.98 | \$19,526.04 |
| 125 | \$4,394.88 | \$4,424.04 | 289 | \$11,826.20 | \$12,020.04 | 453 | \$18,536.89 | \$19,568.04 |
| 126 | \$4,430.02 | \$4,459.04 | 290 | \$11,867.11 | \$12,060.04 | 454 | \$18,577.82 | \$19,610.04 |
| 127 | \$4,465.18 | \$4,494.04 | 291 | \$11,908.04 | \$12,100.04 | 455 | \$18,618.73 | \$19,652.04 |

| Uso Comercial | | | | | | | | |
|----------------------|------------|------------|----------------|-------------|-------------|----------------|-------------|-------------|
| M ³ | 2017 | 2018 | M ³ | 2017 | 2018 | M ³ | 2017 | 2018 |
| | DICIEMBRE | ENERO | | DICIEMBRE | ENERO | | DICIEMBRE | ENERO |
| 128 | \$4,500.33 | \$4,529.04 | 292 | \$11,948.95 | \$12,140.04 | 456 | \$18,659.65 | \$19,694.04 |
| 129 | \$4,535.48 | \$4,564.04 | 293 | \$11,989.87 | \$12,180.04 | 457 | \$18,700.58 | \$19,736.04 |
| 130 | \$4,570.63 | \$4,599.04 | 294 | \$12,030.80 | \$12,220.04 | 458 | \$18,741.49 | \$19,778.04 |
| 131 | \$4,605.79 | \$4,749.04 | 295 | \$12,071.71 | \$12,260.04 | 459 | \$18,782.41 | \$19,820.04 |
| 132 | \$4,640.94 | \$4,784.04 | 296 | \$12,112.63 | \$12,300.04 | 460 | \$18,823.32 | \$19,862.04 |
| 133 | \$4,676.08 | \$4,819.04 | 297 | \$12,153.55 | \$12,340.04 | 461 | \$18,864.25 | \$19,904.04 |
| 134 | \$4,711.24 | \$4,854.04 | 298 | \$12,194.47 | \$12,380.04 | 462 | \$18,905.17 | \$19,946.04 |
| 135 | \$4,746.39 | \$4,889.04 | 299 | \$12,235.38 | \$12,420.04 | 463 | \$18,946.08 | \$19,988.04 |
| 136 | \$4,781.54 | \$4,924.04 | 300 | \$12,276.30 | \$12,460.04 | 464 | \$18,987.01 | \$20,030.04 |
| 137 | \$4,816.70 | \$4,959.04 | 301 | \$12,317.23 | \$12,660.04 | 465 | \$19,027.92 | \$20,072.04 |
| 138 | \$4,851.85 | \$4,994.04 | 302 | \$12,358.14 | \$12,702.04 | 466 | \$19,068.84 | \$20,114.04 |
| 139 | \$4,887.00 | \$5,029.04 | 303 | \$12,399.06 | \$12,744.04 | 467 | \$19,109.77 | \$20,156.04 |
| 140 | \$4,922.14 | \$5,064.04 | 304 | \$12,439.98 | \$12,786.04 | 468 | \$19,150.68 | \$20,198.04 |
| 141 | \$4,957.30 | \$5,099.04 | 305 | \$12,480.90 | \$12,828.04 | 469 | \$19,191.60 | \$20,240.04 |
| 142 | \$4,992.45 | \$5,134.04 | 306 | \$12,521.82 | \$12,870.04 | 470 | \$19,232.51 | \$20,282.04 |
| 143 | \$5,027.60 | \$5,169.04 | 307 | \$12,562.74 | \$12,912.04 | 471 | \$19,273.44 | \$20,324.04 |
| 144 | \$5,062.76 | \$5,204.04 | 308 | \$12,603.66 | \$12,954.04 | 472 | \$19,314.36 | \$20,366.04 |
| 145 | \$5,097.91 | \$5,239.04 | 309 | \$12,644.57 | \$12,996.04 | 473 | \$19,355.27 | \$20,408.04 |
| 146 | \$5,133.06 | \$5,274.04 | 310 | \$12,685.49 | \$13,038.04 | 474 | \$19,396.20 | \$20,450.04 |
| 147 | \$5,168.22 | \$5,309.04 | 311 | \$12,726.42 | \$13,080.04 | 475 | \$19,437.11 | \$20,492.04 |
| 148 | \$5,203.36 | \$5,344.04 | 312 | \$12,767.33 | \$13,122.04 | 476 | \$19,478.03 | \$20,534.04 |
| 149 | \$5,238.51 | \$5,379.04 | 313 | \$12,808.25 | \$13,164.04 | 477 | \$19,518.95 | \$20,576.04 |
| 150 | \$5,273.66 | \$5,414.04 | 314 | \$12,849.17 | \$13,206.04 | 478 | \$19,559.87 | \$20,618.04 |
| 151 | \$5,308.82 | \$5,514.04 | 315 | \$12,890.09 | \$13,248.04 | 479 | \$19,600.79 | \$20,660.04 |
| 152 | \$5,343.97 | \$5,551.04 | 316 | \$12,931.00 | \$13,290.04 | 480 | \$19,641.70 | \$20,702.04 |
| 153 | \$5,379.12 | \$5,588.04 | 317 | \$12,971.93 | \$13,332.04 | 481 | \$19,682.63 | \$20,744.04 |
| 154 | \$5,414.28 | \$5,625.04 | 318 | \$13,012.85 | \$13,374.04 | 482 | \$19,723.54 | \$20,786.04 |
| 155 | \$5,449.42 | \$5,662.04 | 319 | \$13,053.76 | \$13,416.04 | 483 | \$19,764.46 | \$20,828.04 |
| 156 | \$5,484.57 | \$5,699.04 | 320 | \$13,094.68 | \$13,458.04 | 484 | \$19,805.39 | \$20,870.04 |
| 157 | \$5,519.73 | \$5,736.04 | 321 | \$13,135.60 | \$13,500.04 | 485 | \$19,846.30 | \$20,912.04 |
| 158 | \$5,554.88 | \$5,773.04 | 322 | \$13,176.52 | \$13,542.04 | 486 | \$19,887.22 | \$20,954.04 |
| 159 | \$5,590.03 | \$5,810.04 | 323 | \$13,217.44 | \$13,584.04 | 487 | \$19,928.14 | \$20,996.04 |
| 160 | \$5,625.18 | \$5,847.04 | 324 | \$13,258.36 | \$13,626.04 | 488 | \$19,969.06 | \$21,038.04 |
| 161 | \$5,660.34 | \$5,947.04 | 325 | \$13,299.28 | \$13,668.04 | 489 | \$20,009.98 | \$21,080.04 |
| 162 | \$5,695.48 | \$5,984.04 | 326 | \$13,340.19 | \$13,710.04 | 490 | \$20,050.89 | \$21,122.04 |
| 163 | \$5,730.63 | \$6,021.04 | 327 | \$13,381.12 | \$13,752.04 | 491 | \$20,091.82 | \$21,164.04 |
| 164 | \$5,765.79 | \$6,058.04 | 328 | \$13,422.04 | \$13,794.04 | 492 | \$20,132.73 | \$21,206.04 |
| 165 | \$5,800.94 | \$6,095.04 | 329 | \$13,462.95 | \$13,836.04 | 493 | \$20,173.65 | \$21,248.04 |
| 166 | \$5,836.09 | \$6,132.04 | 330 | \$13,503.87 | \$13,878.04 | 494 | \$20,214.58 | \$21,290.04 |
| 167 | \$5,871.25 | \$6,169.04 | 331 | \$13,544.79 | \$13,920.04 | 495 | \$20,255.49 | \$21,332.04 |

| Uso Comercial | | | | | | | | |
|-----------------------------------|------------|-------------------|--|-------------|--------------------|----------------|-------------|--------------------|
| M ³ | 2017 | 2018 | M ³ | 2017 | 2018 | M ³ | 2017 | 2018 |
| | DICIEMBRE | ENERO | | DICIEMBRE | ENERO | | DICIEMBRE | ENERO |
| 168 | \$5,906.40 | \$6,206.04 | 332 | \$13,585.71 | \$13,962.04 | 496 | \$20,296.41 | \$21,374.04 |
| 169 | \$5,941.54 | \$6,243.04 | 333 | \$13,626.62 | \$14,004.04 | 497 | \$20,337.33 | \$21,416.04 |
| 170 | \$5,976.69 | \$6,280.04 | 334 | \$13,667.55 | \$14,046.04 | 498 | \$20,378.25 | \$21,458.04 |
| 171 | \$6,011.85 | \$6,380.04 | 335 | \$13,708.47 | \$14,088.04 | 499 | \$20,419.16 | \$21,500.04 |
| 172 | \$6,047.00 | \$6,420.04 | 336 | \$13,749.38 | \$14,130.04 | 500 | \$20,461.01 | \$21,542.04 |
| 173 | \$6,082.15 | \$6,460.04 | 337 | \$13,790.31 | \$14,172.04 | | | |
| De 501 m ³ en Adelante | | | La cuota de 500 m ³ más \$70.00 por cada metro cúbico adicional. | | | | | |

c) Uso Industrial

| Uso Industrial | | | | | | | | |
|-----------------------|------------|-------------------|----------------|------------|-------------------|----------------|-------------|--------------------|
| M ³ | 2017 | 2018 | M ³ | 2017 | 2018 | M ³ | 2017 | 2018 |
| | DICIEMBRE | ENERO | | DICIEMBRE | ENERO | | DICIEMBRE | ENERO |
| 0 - 30 | \$388.21 | \$390.54 | 187 | \$6,641.11 | \$6,680.95 | 344 | \$16,052.67 | \$16,148.98 |
| 31 | \$587.79 | \$591.32 | 188 | \$6,676.62 | \$6,716.68 | 345 | \$16,099.33 | \$16,195.92 |
| 32 | \$606.74 | \$610.38 | 189 | \$6,712.13 | \$6,752.40 | 346 | \$16,145.98 | \$16,242.85 |
| 33 | \$625.69 | \$629.44 | 190 | \$6,747.64 | \$6,788.13 | 347 | \$16,192.64 | \$16,289.80 |
| 34 | \$644.64 | \$648.51 | 191 | \$6,783.15 | \$6,823.85 | 348 | \$16,239.29 | \$16,336.73 |
| 35 | \$663.59 | \$667.57 | 192 | \$6,818.66 | \$6,859.58 | 349 | \$16,285.95 | \$16,383.67 |
| 36 | \$682.55 | \$686.64 | 193 | \$6,854.17 | \$6,895.30 | 350 | \$16,332.61 | \$16,430.61 |
| 37 | \$701.49 | \$705.70 | 194 | \$6,889.69 | \$6,931.02 | 351 | \$16,379.27 | \$16,477.54 |
| 38 | \$720.45 | \$724.77 | 195 | \$6,925.20 | \$6,966.75 | 352 | \$16,425.93 | \$16,524.48 |
| 39 | \$739.40 | \$743.83 | 196 | \$6,960.71 | \$7,002.47 | 353 | \$16,472.58 | \$16,571.41 |
| 40 | \$758.36 | \$762.91 | 197 | \$6,996.22 | \$7,038.20 | 354 | \$16,519.24 | \$16,618.35 |
| 41 | \$777.30 | \$781.97 | 198 | \$7,031.73 | \$7,073.92 | 355 | \$16,565.90 | \$16,665.30 |
| 42 | \$796.26 | \$801.04 | 199 | \$7,067.24 | \$7,109.65 | 356 | \$16,612.55 | \$16,712.23 |
| 43 | \$815.21 | \$820.10 | 200 | \$7,102.76 | \$7,145.37 | 357 | \$16,659.21 | \$16,759.17 |
| 44 | \$834.15 | \$839.16 | 201 | \$9,380.66 | \$9,436.95 | 358 | \$16,705.86 | \$16,806.10 |
| 45 | \$853.11 | \$858.23 | 202 | \$9,427.32 | \$9,483.89 | 359 | \$16,752.53 | \$16,853.04 |
| 46 | \$872.06 | \$877.29 | 203 | \$9,473.98 | \$9,530.82 | 360 | \$16,799.19 | \$16,899.98 |
| 47 | \$891.01 | \$896.36 | 204 | \$9,520.64 | \$9,577.76 | 361 | \$16,845.84 | \$16,946.91 |
| 48 | \$909.96 | \$915.42 | 205 | \$9,567.30 | \$9,624.70 | 362 | \$16,892.50 | \$16,993.86 |
| 49 | \$928.92 | \$934.49 | 206 | \$9,613.95 | \$9,671.63 | 363 | \$16,939.15 | \$17,040.79 |
| 50 | \$947.86 | \$953.55 | 207 | \$9,660.61 | \$9,718.57 | 364 | \$16,985.81 | \$17,087.73 |
| 51 | \$1,137.37 | \$1,144.20 | 208 | \$9,707.26 | \$9,765.51 | 365 | \$17,032.47 | \$17,134.67 |
| 52 | \$1,159.66 | \$1,166.62 | 209 | \$9,753.92 | \$9,812.45 | 366 | \$17,079.13 | \$17,181.60 |

| Uso Industrial | | | | | | | | |
|-----------------------|------------|-------------------|----------------|-------------|--------------------|----------------|-------------|--------------------|
| M ³ | 2017 | 2018 | M ³ | 2017 | 2018 | M ³ | 2017 | 2018 |
| | DICIEMBRE | ENERO | | DICIEMBRE | ENERO | | DICIEMBRE | ENERO |
| 53 | \$1,181.95 | \$1,189.04 | 210 | \$9,800.59 | \$9,859.39 | 367 | \$17,125.79 | \$17,228.54 |
| 54 | \$1,204.23 | \$1,211.46 | 211 | \$9,847.24 | \$9,906.32 | 368 | \$17,172.44 | \$17,275.47 |
| 55 | \$1,226.52 | \$1,233.88 | 212 | \$9,893.90 | \$9,953.26 | 369 | \$17,219.10 | \$17,322.41 |
| 56 | \$1,248.81 | \$1,256.30 | 213 | \$9,940.55 | \$10,000.19 | 370 | \$17,265.76 | \$17,369.36 |
| 57 | \$1,271.10 | \$1,278.73 | 214 | \$9,987.21 | \$10,047.13 | 371 | \$17,312.41 | \$17,416.29 |
| 58 | \$1,293.39 | \$1,301.15 | 215 | \$10,033.87 | \$10,094.08 | 372 | \$17,359.07 | \$17,463.23 |
| 59 | \$1,315.67 | \$1,323.56 | 216 | \$10,080.52 | \$10,141.01 | 373 | \$17,405.72 | \$17,510.16 |
| 60 | \$1,337.96 | \$1,345.98 | 217 | \$10,127.18 | \$10,187.95 | 374 | \$17,452.39 | \$17,557.10 |
| 61 | \$1,360.25 | \$1,368.41 | 218 | \$10,173.84 | \$10,234.88 | 375 | \$17,499.05 | \$17,604.04 |
| 62 | \$1,382.54 | \$1,390.83 | 219 | \$10,220.50 | \$10,281.82 | 376 | \$17,545.70 | \$17,650.97 |
| 63 | \$1,404.83 | \$1,413.25 | 220 | \$10,267.16 | \$10,328.76 | 377 | \$17,592.36 | \$17,697.91 |
| 64 | \$1,427.10 | \$1,435.67 | 221 | \$10,313.81 | \$10,375.69 | 378 | \$17,639.01 | \$17,744.85 |
| 65 | \$1,449.39 | \$1,458.09 | 222 | \$10,360.47 | \$10,422.63 | 379 | \$17,685.67 | \$17,791.79 |
| 66 | \$1,471.68 | \$1,480.51 | 223 | \$10,407.12 | \$10,469.57 | 380 | \$17,732.33 | \$17,838.73 |
| 67 | \$1,493.97 | \$1,502.94 | 224 | \$10,453.78 | \$10,516.51 | 381 | \$17,778.99 | \$17,885.66 |
| 68 | \$1,516.26 | \$1,525.36 | 225 | \$10,500.45 | \$10,563.45 | 382 | \$17,825.65 | \$17,932.60 |
| 69 | \$1,538.54 | \$1,547.77 | 226 | \$10,547.10 | \$10,610.38 | 383 | \$17,872.30 | \$17,979.53 |
| 70 | \$1,560.83 | \$1,570.20 | 227 | \$10,593.76 | \$10,657.32 | 384 | \$17,918.96 | \$18,026.47 |
| 71 | \$1,829.21 | \$1,840.19 | 228 | \$10,640.41 | \$10,704.25 | 385 | \$17,965.62 | \$18,073.42 |
| 72 | \$1,854.97 | \$1,866.10 | 229 | \$10,687.07 | \$10,751.19 | 386 | \$18,012.27 | \$18,120.35 |
| 73 | \$1,880.73 | \$1,892.02 | 230 | \$10,733.73 | \$10,798.13 | 387 | \$18,058.93 | \$18,167.29 |
| 74 | \$1,906.49 | \$1,917.93 | 231 | \$10,780.38 | \$10,845.07 | 388 | \$18,105.59 | \$18,214.22 |
| 75 | \$1,932.25 | \$1,943.85 | 232 | \$10,827.04 | \$10,892.01 | 389 | \$18,152.25 | \$18,261.16 |
| 76 | \$1,958.02 | \$1,969.76 | 233 | \$10,873.70 | \$10,938.94 | 390 | \$18,198.91 | \$18,308.10 |
| 77 | \$1,983.78 | \$1,995.68 | 234 | \$10,920.36 | \$10,985.88 | 391 | \$18,245.56 | \$18,355.03 |
| 78 | \$2,009.54 | \$2,021.59 | 235 | \$10,967.02 | \$11,032.82 | 392 | \$18,292.22 | \$18,401.97 |
| 79 | \$2,035.30 | \$2,047.51 | 236 | \$11,013.67 | \$11,079.75 | 393 | \$18,338.87 | \$18,448.91 |
| 80 | \$2,061.06 | \$2,073.42 | 237 | \$11,060.33 | \$11,126.69 | 394 | \$18,385.53 | \$18,495.85 |
| 81 | \$2,086.82 | \$2,099.34 | 238 | \$11,106.98 | \$11,173.62 | 395 | \$18,432.20 | \$18,542.79 |
| 82 | \$2,112.58 | \$2,125.25 | 239 | \$11,153.64 | \$11,220.57 | 396 | \$18,478.85 | \$18,589.72 |
| 83 | \$2,138.34 | \$2,151.17 | 240 | \$11,200.31 | \$11,267.51 | 397 | \$18,525.51 | \$18,636.66 |
| 84 | \$2,164.10 | \$2,177.08 | 241 | \$11,246.96 | \$11,314.44 | 398 | \$18,572.16 | \$18,683.59 |
| 85 | \$2,189.86 | \$2,203.00 | 242 | \$11,293.62 | \$11,361.38 | 399 | \$18,618.82 | \$18,730.53 |
| 86 | \$2,215.62 | \$2,228.91 | 243 | \$11,340.27 | \$11,408.31 | 400 | \$18,665.48 | \$18,777.47 |
| 87 | \$2,241.38 | \$2,254.83 | 244 | \$11,386.93 | \$11,455.25 | 401 | \$18,712.13 | \$18,824.41 |
| 88 | \$2,267.14 | \$2,280.74 | 245 | \$11,433.59 | \$11,502.19 | 402 | \$18,758.79 | \$18,871.35 |

| Uso Industrial | | | | | | | | |
|-----------------------|------------|-------------------|----------------|-------------|--------------------|----------------|-------------|--------------------|
| M ³ | 2017 | 2018 | M ³ | 2017 | 2018 | M ³ | 2017 | 2018 |
| | DICIEMBRE | ENERO | | DICIEMBRE | ENERO | | DICIEMBRE | ENERO |
| 89 | \$2,292.90 | \$2,306.66 | 246 | \$11,480.24 | \$11,549.13 | 403 | \$18,805.45 | \$18,918.28 |
| 90 | \$2,318.66 | \$2,332.57 | 247 | \$11,526.91 | \$11,596.07 | 404 | \$18,852.11 | \$18,965.22 |
| 91 | \$2,344.42 | \$2,358.49 | 248 | \$11,573.56 | \$11,643.00 | 405 | \$18,898.77 | \$19,012.16 |
| 92 | \$2,370.18 | \$2,384.41 | 249 | \$11,620.22 | \$11,689.94 | 406 | \$18,945.42 | \$19,059.09 |
| 93 | \$2,395.94 | \$2,410.32 | 250 | \$11,666.88 | \$11,736.88 | 407 | \$18,992.08 | \$19,106.03 |
| 94 | \$2,421.71 | \$2,436.24 | 251 | \$11,713.53 | \$11,783.81 | 408 | \$19,038.73 | \$19,152.96 |
| 95 | \$2,447.47 | \$2,462.15 | 252 | \$11,760.19 | \$11,830.75 | 409 | \$19,085.39 | \$19,199.91 |
| 96 | \$2,473.23 | \$2,488.07 | 253 | \$11,806.84 | \$11,877.68 | 410 | \$19,132.06 | \$19,246.85 |
| 97 | \$2,498.99 | \$2,513.98 | 254 | \$11,853.50 | \$11,924.63 | 411 | \$19,178.71 | \$19,293.78 |
| 98 | \$2,524.75 | \$2,539.90 | 255 | \$11,900.17 | \$11,971.57 | 412 | \$19,225.37 | \$19,340.72 |
| 99 | \$2,550.51 | \$2,565.81 | 256 | \$11,946.82 | \$12,018.50 | 413 | \$19,272.02 | \$19,387.65 |
| 100 | \$2,576.27 | \$2,591.73 | 257 | \$11,993.48 | \$12,065.44 | 414 | \$19,318.68 | \$19,434.59 |
| 101 | \$3,587.12 | \$3,608.65 | 258 | \$12,040.13 | \$12,112.37 | 415 | \$19,365.34 | \$19,481.53 |
| 102 | \$3,622.64 | \$3,644.37 | 259 | \$12,086.79 | \$12,159.31 | 416 | \$19,411.99 | \$19,528.47 |
| 103 | \$3,658.15 | \$3,680.10 | 260 | \$12,133.45 | \$12,206.25 | 417 | \$19,458.65 | \$19,575.41 |
| 104 | \$3,693.66 | \$3,715.82 | 261 | \$12,180.10 | \$12,253.18 | 418 | \$19,505.31 | \$19,622.34 |
| 105 | \$3,729.17 | \$3,751.55 | 262 | \$12,226.77 | \$12,300.13 | 419 | \$19,551.97 | \$19,669.28 |
| 106 | \$3,764.68 | \$3,787.27 | 263 | \$12,273.42 | \$12,347.06 | 420 | \$19,598.63 | \$19,716.22 |
| 107 | \$3,800.19 | \$3,822.99 | 264 | \$12,320.08 | \$12,394.00 | 421 | \$19,645.28 | \$19,763.15 |
| 108 | \$3,835.70 | \$3,858.72 | 265 | \$12,366.74 | \$12,440.94 | 422 | \$19,691.94 | \$19,810.09 |
| 109 | \$3,871.22 | \$3,894.44 | 266 | \$12,413.39 | \$12,487.87 | 423 | \$19,738.59 | \$19,857.02 |
| 110 | \$3,906.73 | \$3,930.17 | 267 | \$12,460.05 | \$12,534.81 | 424 | \$19,785.25 | \$19,903.97 |
| 111 | \$3,942.24 | \$3,965.89 | 268 | \$12,506.70 | \$12,581.74 | 425 | \$19,831.92 | \$19,950.91 |
| 112 | \$3,977.75 | \$4,001.62 | 269 | \$12,553.36 | \$12,628.68 | 426 | \$19,878.57 | \$19,997.84 |
| 113 | \$4,013.26 | \$4,037.34 | 270 | \$12,600.03 | \$12,675.63 | 427 | \$19,925.23 | \$20,044.78 |
| 114 | \$4,048.77 | \$4,073.07 | 271 | \$12,646.68 | \$12,722.56 | 428 | \$19,971.88 | \$20,091.71 |
| 115 | \$4,084.29 | \$4,108.79 | 272 | \$12,693.34 | \$12,769.50 | 429 | \$20,018.54 | \$20,138.65 |
| 116 | \$4,119.80 | \$4,144.52 | 273 | \$12,739.99 | \$12,816.43 | 430 | \$20,065.20 | \$20,185.59 |
| 117 | \$4,155.31 | \$4,180.24 | 274 | \$12,786.65 | \$12,863.37 | 431 | \$20,111.85 | \$20,232.52 |
| 118 | \$4,190.82 | \$4,215.97 | 275 | \$12,833.31 | \$12,910.31 | 432 | \$20,158.51 | \$20,279.47 |
| 119 | \$4,226.33 | \$4,251.69 | 276 | \$12,879.96 | \$12,957.24 | 433 | \$20,205.17 | \$20,326.40 |
| 120 | \$4,261.84 | \$4,287.41 | 277 | \$12,926.63 | \$13,004.19 | 434 | \$20,251.83 | \$20,373.34 |
| 121 | \$4,297.35 | \$4,323.14 | 278 | \$12,973.28 | \$13,051.12 | 435 | \$20,298.49 | \$20,420.28 |
| 122 | \$4,332.87 | \$4,358.86 | 279 | \$13,019.94 | \$13,098.06 | 436 | \$20,345.14 | \$20,467.21 |
| 123 | \$4,368.38 | \$4,394.59 | 280 | \$13,066.60 | \$13,145.00 | 437 | \$20,391.80 | \$20,514.15 |
| 124 | \$4,403.89 | \$4,430.31 | 281 | \$13,113.25 | \$13,191.93 | 438 | \$20,438.45 | \$20,561.08 |

| Uso Industrial | | | | | | | | |
|-----------------------|------------|-------------------|----------------|-------------|--------------------|----------------|-------------|--------------------|
| M ³ | 2017 | 2018 | M ³ | 2017 | 2018 | M ³ | 2017 | 2018 |
| | DICIEMBRE | ENERO | | DICIEMBRE | ENERO | | DICIEMBRE | ENERO |
| 125 | \$4,439.40 | \$4,466.04 | 282 | \$13,159.91 | \$13,238.87 | 439 | \$20,485.11 | \$20,608.02 |
| 126 | \$4,474.91 | \$4,501.76 | 283 | \$13,206.56 | \$13,285.80 | 440 | \$20,531.78 | \$20,654.97 |
| 127 | \$4,510.42 | \$4,537.49 | 284 | \$13,253.23 | \$13,332.74 | 441 | \$20,578.43 | \$20,701.90 |
| 128 | \$4,545.94 | \$4,573.21 | 285 | \$13,299.89 | \$13,379.69 | 442 | \$20,625.09 | \$20,748.84 |
| 129 | \$4,581.45 | \$4,608.94 | 286 | \$13,346.54 | \$13,426.62 | 443 | \$20,671.74 | \$20,795.77 |
| 130 | \$4,616.96 | \$4,644.66 | 287 | \$13,393.20 | \$13,473.56 | 444 | \$20,718.40 | \$20,842.71 |
| 131 | \$4,652.47 | \$4,680.39 | 288 | \$13,439.85 | \$13,520.49 | 445 | \$20,765.06 | \$20,889.65 |
| 132 | \$4,687.98 | \$4,716.11 | 289 | \$13,486.51 | \$13,567.43 | 446 | \$20,811.71 | \$20,936.58 |
| 133 | \$4,723.49 | \$4,751.83 | 290 | \$13,533.17 | \$13,614.37 | 447 | \$20,858.38 | \$20,983.53 |
| 134 | \$4,759.00 | \$4,787.56 | 291 | \$13,579.82 | \$13,661.30 | 448 | \$20,905.03 | \$21,030.46 |
| 135 | \$4,794.52 | \$4,823.28 | 292 | \$13,626.49 | \$13,708.24 | 449 | \$20,951.69 | \$21,077.40 |
| 136 | \$4,830.03 | \$4,859.01 | 293 | \$13,673.14 | \$13,755.18 | 450 | \$20,998.35 | \$21,124.34 |
| 137 | \$4,865.54 | \$4,894.73 | 294 | \$13,719.80 | \$13,802.12 | 451 | \$21,045.00 | \$21,171.27 |
| 138 | \$4,901.05 | \$4,930.46 | 295 | \$13,766.46 | \$13,849.06 | 452 | \$21,091.66 | \$21,218.21 |
| 139 | \$4,936.56 | \$4,966.18 | 296 | \$13,813.11 | \$13,895.99 | 453 | \$21,138.31 | \$21,265.14 |
| 140 | \$4,972.07 | \$5,001.91 | 297 | \$13,859.77 | \$13,942.93 | 454 | \$21,184.97 | \$21,312.08 |
| 141 | \$5,007.57 | \$5,037.62 | 298 | \$13,906.42 | \$13,989.86 | 455 | \$21,231.64 | \$21,359.03 |
| 142 | \$5,043.10 | \$5,073.36 | 299 | \$13,953.09 | \$14,036.80 | 456 | \$21,278.29 | \$21,405.96 |
| 143 | \$5,078.60 | \$5,109.07 | 300 | \$13,999.75 | \$14,083.75 | 457 | \$21,324.95 | \$21,452.90 |
| 144 | \$5,114.12 | \$5,144.80 | 301 | \$14,046.40 | \$14,130.68 | 458 | \$21,371.60 | \$21,499.83 |
| 145 | \$5,149.62 | \$5,180.52 | 302 | \$14,093.06 | \$14,177.62 | 459 | \$21,418.26 | \$21,546.77 |
| 146 | \$5,185.13 | \$5,216.24 | 303 | \$14,139.71 | \$14,224.55 | 460 | \$21,464.92 | \$21,593.71 |
| 147 | \$5,220.64 | \$5,251.97 | 304 | \$14,186.37 | \$14,271.49 | 461 | \$21,511.57 | \$21,640.64 |
| 148 | \$5,256.16 | \$5,287.69 | 305 | \$14,233.03 | \$14,318.43 | 462 | \$21,558.24 | \$21,687.58 |
| 149 | \$5,291.67 | \$5,323.42 | 306 | \$14,279.68 | \$14,365.36 | 463 | \$21,604.89 | \$21,734.52 |
| 150 | \$5,327.18 | \$5,359.14 | 307 | \$14,326.35 | \$14,412.30 | 464 | \$21,651.55 | \$21,781.46 |
| 151 | \$5,362.69 | \$5,394.87 | 308 | \$14,373.00 | \$14,459.24 | 465 | \$21,698.21 | \$21,828.40 |
| 152 | \$5,398.20 | \$5,430.59 | 309 | \$14,419.66 | \$14,506.18 | 466 | \$21,744.86 | \$21,875.33 |
| 153 | \$5,433.71 | \$5,466.32 | 310 | \$14,466.32 | \$14,553.12 | 467 | \$21,791.52 | \$21,922.27 |
| 154 | \$5,469.22 | \$5,502.04 | 311 | \$14,512.97 | \$14,600.05 | 468 | \$21,838.17 | \$21,969.20 |
| 155 | \$5,504.74 | \$5,537.76 | 312 | \$14,559.63 | \$14,646.99 | 469 | \$21,884.83 | \$22,016.14 |
| 156 | \$5,540.25 | \$5,573.49 | 313 | \$14,606.28 | \$14,693.92 | 470 | \$21,931.50 | \$22,063.09 |
| 157 | \$5,575.76 | \$5,609.21 | 314 | \$14,652.95 | \$14,740.86 | 471 | \$21,978.15 | \$22,110.02 |
| 158 | \$5,611.27 | \$5,644.94 | 315 | \$14,699.61 | \$14,787.80 | 472 | \$22,024.81 | \$22,156.96 |
| 159 | \$5,646.78 | \$5,680.66 | 316 | \$14,746.26 | \$14,834.74 | 473 | \$22,071.46 | \$22,203.89 |
| 160 | \$5,682.29 | \$5,716.39 | 317 | \$14,792.92 | \$14,881.68 | 474 | \$22,118.12 | \$22,250.83 |

| Uso Industrial | | | | | | | | |
|---|------------|--|----------------|-------------|--------------------|----------------|-------------|--------------------|
| M ³ | 2017 | 2018 | M ³ | 2017 | 2018 | M ³ | 2017 | 2018 |
| | DICIEMBRE | ENERO | | DICIEMBRE | ENERO | | DICIEMBRE | ENERO |
| 161 | \$5,717.81 | \$5,752.11 | 318 | \$14,839.57 | \$14,928.61 | 475 | \$22,164.78 | \$22,297.77 |
| 162 | \$5,753.32 | \$5,787.84 | 319 | \$14,886.23 | \$14,975.55 | 476 | \$22,211.43 | \$22,344.70 |
| 163 | \$5,788.83 | \$5,823.56 | 320 | \$14,932.89 | \$15,022.49 | 477 | \$22,258.10 | \$22,391.64 |
| 164 | \$5,824.34 | \$5,859.29 | 321 | \$14,979.54 | \$15,069.42 | 478 | \$22,304.75 | \$22,438.58 |
| 165 | \$5,859.85 | \$5,895.01 | 322 | \$15,026.21 | \$15,116.36 | 479 | \$22,351.41 | \$22,485.52 |
| 166 | \$5,895.36 | \$5,930.74 | 323 | \$15,072.86 | \$15,163.29 | 480 | \$22,398.07 | \$22,532.46 |
| 167 | \$5,930.87 | \$5,966.46 | 324 | \$15,119.52 | \$15,210.24 | 481 | \$22,444.72 | \$22,579.39 |
| 168 | \$5,966.39 | \$6,002.18 | 325 | \$15,166.18 | \$15,257.18 | 482 | \$22,491.38 | \$22,626.33 |
| 169 | \$6,001.90 | \$6,037.91 | 326 | \$15,212.83 | \$15,304.11 | 483 | \$22,538.03 | \$22,673.26 |
| 170 | \$6,037.41 | \$6,073.63 | 327 | \$15,259.49 | \$15,351.05 | 484 | \$22,584.70 | \$22,720.20 |
| 171 | \$6,072.92 | \$6,109.36 | 328 | \$15,306.14 | \$15,397.98 | 485 | \$22,631.36 | \$22,767.14 |
| 172 | \$6,108.43 | \$6,145.08 | 329 | \$15,352.81 | \$15,444.92 | 486 | \$22,678.01 | \$22,814.08 |
| 173 | \$6,143.94 | \$6,180.81 | 330 | \$15,399.47 | \$15,491.86 | 487 | \$22,724.67 | \$22,861.02 |
| 174 | \$6,179.46 | \$6,216.53 | 331 | \$15,446.12 | \$15,538.80 | 488 | \$22,771.32 | \$22,907.95 |
| 175 | \$6,214.97 | \$6,252.26 | 332 | \$15,492.78 | \$15,585.74 | 489 | \$22,817.98 | \$22,954.89 |
| 176 | \$6,250.48 | \$6,287.98 | 333 | \$15,539.43 | \$15,632.67 | 490 | \$22,864.64 | \$23,001.83 |
| 177 | \$6,285.99 | \$6,323.71 | 334 | \$15,586.09 | \$15,679.61 | 491 | \$22,911.29 | \$23,048.76 |
| 178 | \$6,321.50 | \$6,359.43 | 335 | \$15,632.75 | \$15,726.55 | 492 | \$22,957.96 | \$23,095.70 |
| 179 | \$6,357.01 | \$6,395.16 | 336 | \$15,679.41 | \$15,773.48 | 493 | \$23,004.61 | \$23,142.63 |
| 180 | \$6,392.52 | \$6,430.88 | 337 | \$15,726.07 | \$15,820.42 | 494 | \$23,051.27 | \$23,189.58 |
| 181 | \$6,428.04 | \$6,466.60 | 338 | \$15,772.72 | \$15,867.35 | 495 | \$23,097.93 | \$23,236.52 |
| 182 | \$6,463.55 | \$6,502.33 | 339 | \$15,819.38 | \$15,914.30 | 496 | \$23,144.58 | \$23,283.45 |
| 183 | \$6,499.06 | \$6,538.05 | 340 | \$15,866.04 | \$15,961.24 | 497 | \$23,191.24 | \$23,330.39 |
| 184 | \$6,534.57 | \$6,573.78 | 341 | \$15,912.69 | \$16,008.17 | 498 | \$23,237.89 | \$23,377.32 |
| 185 | \$6,570.08 | \$6,609.50 | 342 | \$15,959.35 | \$16,055.11 | 499 | \$23,284.56 | \$23,424.26 |
| 186 | \$6,605.59 | \$6,645.23 | 343 | \$16,006.00 | \$16,102.04 | 500 | \$23,334.98 | \$23,474.99 |
| De 501 m³ en Adelante | | La cuota de 500 m3 más \$76.00 por cada metro cúbico adicional. | | | | | | |

d) Tarifas Especiales.

Adicionalmente a los usos antes señalados, se establece una tarifa para la atención especial de los diferentes niveles gubernamentales Municipal, Estatal y Federal en la prestación de los servicios de agua potable, alcantarillado y saneamiento, la cual se subdivide para su aplicación en Escuelas Públicas y Edificios Públicos.

| Escuelas Públicas | |
|---|---|
| Se cobrará la tarifa de \$264.93 y el usuario tendrá derecho a consumir hasta 20 M ³ al mes. | |
| De 21 m³ en Adelante | La cuota de 21 m ³ más \$14.00 por cada metro cúbico adicional. |

| Edificios Públicos | |
|---|---|
| Se cobrará la tarifa de \$264.93 y el usuario tendrá derecho a consumir hasta 20 M ³ al mes. | |
| De 21 m³ en Adelante | La cuota de 21 m ³ más \$14.00 por cada metro cúbico adicional. |

En las tarifas mencionadas en las tablas que anteceden, se incluye el cobro de los servicios de Agua, Alcantarillado y Saneamiento, que presta el Organismo Operador. Por lo que la estructura tarifaria quedaría como sigue: 99% para Agua y 1% para Alcantarillado.

e) Agua residual tratada

Sin importar el volumen consumido por el usuario, la facturación mínima mensual será de 30 m³, aplicable para todas las clasificaciones de cuentas con las que cuente el Organismo Operador. El usuario deberá realizar por su cuenta las instalaciones correspondientes para el suministro de agua residual tratada, o en su caso a través de los programas de apoyo que pudiera implementar el Organismo Operador previo estudio de su área técnica.

Cuota por M³ de Agua Residual Tratada: \$6.12 por metro cúbico

Cuando la Junta no cuente con la infraestructura hidráulica necesaria para dotar a los usuarios que deseen contratar los servicios de agua tratada por medio de la conexión a la red morada, estos podrán optar por cubrir el costo de la construcción de la infraestructura necesaria, el cual les será aplicado como saldo a favor por concepto de pago por agua tratada al costo de metro cúbico se establezca en el acta tarifaria vigente al momento en que sea utilizado el volumen, descontándose mensualmente a su consumo hasta agotar el saldo en los términos que establezcan los lineamiento que al efecto se emitan.

Lo anterior no incluye los costos por contratación, infraestructura para almacenar agua tratada, red de distribución interna y sistema de presurización, requisitos que deberán ser cubiertos por el usuario.

A aquellos usuarios del giro comercial e industrial, que realicen el pago por anticipado de volumen de agua residual tratada, se les aplicará el cobro conforme a la siguiente tarifa preferencial:

| Volumen de Agua Residual Tratada | Precio Unitario de Metro Cúbico Sin IVA |
|-------------------------------------|---|
| Superior a 10,000 m3 hasta 50,000m3 | \$5.12 |
| Superior a 50,000 m3 | \$4.40 |

El importe pagado por adelantado que resulte de lo anterior, se aplicara como pago de los consumos mensuales del usuario posteriores a su entero, hasta agotar el importe del mismo y como máximo al 30 de Septiembre de 2021, en el supuesto de que a la fecha mencionada, el usuario cuente con saldo a favor, este será aplicado a la tarifa que por agua residual tratada se encuentre publicada en el acta tarifaria vigente.

Cuando el usuario agote el saldo correspondiente a su pago por adelantado, de manera automática regresara a la tarifa que por agua residual tratada resulte vigente.

Cuando el saldo por pago anticipado de un usuario no sea suficiente para cubrir el importe del mes que corresponda a su consumo de agua residual tratada, el organismo respetará la tarifa preferencial solo por el volumen pagado anticipadamente, debiendo cubrir el excedente al costo que resulte vigente para el servicio de agua residual tratada.

f) Agua Cruda:

En relación a la venta de agua (Agua Cruda), misma que no lleva ningún tipo de proceso de potabilización previa a su comercialización se determina que sin importar el volumen consumido por el usuario el precio por metro cúbico será de:

Cuota por M³ de Agua Cruda: \$27.61 por metro cúbico.

Este servicio deberá contratarse de forma independiente y será facturado de forma mensual.

DICE:

PUNTO NÚMERO 3.- Siguiendo con el orden del día señalado, el Ing. Mario Mata Carrasco presenta para su aprobación el Anteproyecto del Presupuesto de Ingresos y Egresos para el Ejercicio 2018, en pleno cumplimiento a lo dispuesto por los numerales 10 inciso b), fracción VII, 15 fracción IV, 22 fracción XI, 24 fracción VIII de la Ley del Agua del Estado de Chihuahua, por lo que acto continuo cede el uso de la palabra a la C.P. Arturo Jiménez Cárdenas, Tesorero del Consejo Directivo de la Junta Municipal de Agua y Saneamiento de Chihuahua, para su debida exposición, mismo que señala que el Anteproyecto de Presupuesto que hoy se presenta, está sujeto a los criterios de objetividad y equidad procurando en todo momento administrar el servicio que se presta, de una manera sostenible, buscando incentivar la economía social como parte de una transformación social cultural, donde el ciudadano deba ser corresponsable de cuidar el agua y valorarla, por lo que, se enfatiza la necesidad real de garantizar el suministro de agua potable a la ciudad de Chihuahua, e ir previendo reservas para la demanda futura; se pretende de igual manera una ejecución eficiente de sus recursos y donde la sociedad participe en su auto regulación a través de una promoción constante y eficiente del uso racional del agua.

Por lo que a continuación, el Tesorero, pone a consideración de los Consejeros presentes, las partidas de Ingresos y Egresos para el ejercicio dos mil diez y ocho, como a continuación se detalla en el que se identifican las referidas partidas:

| INGRESOS | |
|---|-------------------------|
| INGRESOS Y OTROS BENEFICIOS | 1,112,360,145.45 |
| INGRESOS DE GESTION | 1,056,451,720.60 |
| PARTICIPACIONES, APORTACIONES, TRANSFERENCIAS, ASIGNACIONES, SUBSIDIOS Y OTRAS AYUDAS | 46,900,000.00 |
| OTROS INGRESOS Y BENEFICIOS | 9,008,424.85 |
| INGRESOS DE RESULTADOS (DEVOLUCIONES DE IVA) | 1,112,360,145.45 |
| TOTAL DE INGRESOS | 1,112,360,145.45 |
| EGRESOS | |
| GASTOS DE ADMINISTRACION | 316,978,081.13 |
| GASTOS DE COMERCIALIZACION | 98,042,230.42 |
| GASTOS DE OPERACIÓN | 475,031,236.56 |
| GASTOS DE SANEAMIENTO | 92,461,435.24 |
| SUMA DE GASTOS | 982,512,983.34 |
| INVERSIONES PROPIAS | 129,847,162.11 |
| CREDITOS | 0.00 |
| TOTAL GASTOS E INVERSION | 1,112,360,145.45 |

Una vez analizadas las partidas de Ingresos y Egresos para el ejercicio dos mil diez y ocho, el Presidente del Consejo Directivo de la Junta Municipal de Agua y Saneamiento de Chihuahua, **Ing. Mario Mata Carrasco**, en uso de las atribuciones que le confiere el numeral 24 fracción VIII de la Ley del Agua del Estado de Chihuahua, y considerar los parámetros que intervienen para su determinación, el **Arq. Guillermo Soto Leal**, Secretario del Consejo Directivo, pone a consideración de los integrantes del Consejo, la aprobación en los términos en que les ha sido presentado, el Anteproyecto del Presupuesto de Ingresos y Egresos para el ejercicio 2018; generándose el siguiente:

ACUERDO NÚMERO 002/EXTRAORDINARIO/2017:

Los señores Consejeros aprueban por unanimidad de votos presentes, el **PRESUPUESTO DE INGRESOS Y EGRESOS PARA EL EJERCICIO 2018**, en los términos en que fue presentado, detallado de la misma manera en el documento que se agrega en la presente como "Anexo A", mismo que ha sido presentado por el Ing. Mario Mata Carrasco, lo anterior con fundamento a lo señalado en el artículo 21 de la Ley del Agua del Estado de Chihuahua.

SE MODIFICA, PARA QUEDAR:

PUNTO NÚMERO 3.- Siguiendo con el orden del día señalado, el **Ing. Mario Mata Carrasco** presenta para su aprobación el **Anteproyecto del Presupuesto de Ingresos y Egresos para el Ejercicio 2018**, en pleno cumplimiento a lo dispuesto por los numerales 10 inciso b), fracción VII, 15 fracción IV, 22 fracción XI, 24 fracción VIII de la Ley del Agua del Estado de Chihuahua, por lo que acto continuo cede el uso de la palabra a la **C.P. Arturo Jiménez Cárdenas**, Tesorero del Consejo Directivo de la Junta Municipal de Agua y Saneamiento de Chihuahua, para su debida exposición, mismo que señala que el Anteproyecto de Presupuesto que hoy se presenta, está sujeto a los criterios de objetividad y equidad procurando en todo momento administrar el servicio que se presta, de una manera sostenible, buscando incentivar la economía social como parte de una transformación social cultural, donde el ciudadano deba ser corresponsable de cuidar el agua y valorarla, por lo que, se enfatiza la necesidad real de garantizar el suministro de agua potable a la ciudad de Chihuahua, e ir previendo reservas para la demanda futura; se pretende de igual manera una ejecución eficiente de sus recursos y donde la sociedad participe en su auto regulación a través de una promoción constante y eficiente del uso racional del agua.

Por lo que a continuación, el Tesorero, pone a consideración de los Consejeros presentes, las partidas de Ingresos y Egresos para el ejercicio dos mil diez y ocho, como a continuación se detalla en el que se identifican las referidas partidas:

| INGRESOS | |
|--|-------------------------|
| INGRESOS Y OTROS BENEFICIOS | 1,114,777,145.45 |
| INGRESOS DE GESTION | 1,057,678,720.60 |
| PARTICIPACIONES, APORTACIONES, TRANFERENCIAS, ASIGNACIONES, SUBSIDIOS Y OTRAS AYUDAS | 46,900,000.00 |
| OTROS INGRESOS Y BENEFICIOS | 10,198,424.85 |
| INGRESOS DE RESULTADOS (DEVOLUCIONES DE IVA) | 1,114,777,145.45 |
| TOTAL DE INGRESOS | 1,114,777,145.45 |
| EGRESOS | |
| GASTOS DE ADMINISTRACION | 317,098,831.12 |
| GASTOS DE COMERCIALIZACION | 98,042,230.42 |
| GASTOS DE OPERACIÓN | 475,031,236.56 |
| GASTOS DE SANEAMIENTO | 92,461,435.24 |
| SUMA DE GASTOS | 982,633,733.34 |
| INVERSIONES PROPIAS | 132,143,312.11 |
| CREDITOS | 0.00 |
| TOTAL GASTOS E INVERSION | 1,114,777,045.45 |

Una vez analizadas las partidas de Ingresos y Egresos para el ejercicio dos mil diez y ocho, el Presidente del Consejo Directivo de la Junta Municipal de Agua y Saneamiento de Chihuahua, **Ing. Mario Mata Carrasco**, en uso de las atribuciones que le confiere el numeral 24 fracción VIII de la Ley del Agua del Estado de Chihuahua, y considerar los parámetros que intervienen para su determinación, el **Arq. Guillermo Soto Leal**, Secretario del Consejo Directivo, pone a consideración de los integrantes del Consejo, la aprobación en los términos en que les ha sido presentado, el Anteproyecto del Presupuesto de Ingresos y Egresos para el ejercicio 2018; generándose el siguiente:

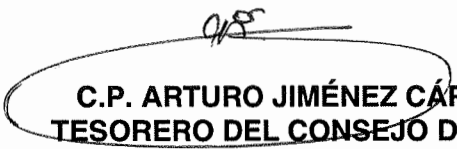
ACUERDO NÚMERO 002/EXTRAORDINARIO/2017:

Los señores Consejeros aprueban por unanimidad de votos presentes, el **PRESUPUESTO DE INGRESOS Y EGRESOS PARA EL EJERCICIO 2018**, en los términos en que fue presentado, detallado de la misma manera en el documento que se agrega en la presente como "Anexo A", mismo que ha sido presentado por el Ing. Mario Mata Carrasco, lo anterior con fundamento a lo señalado en el artículo 21 de la Ley del Agua del Estado de Chihuahua.

Aprobado por unanimidad de los presentes se procede a recabar las firmas de los Consejeros Presentes.



LIC. ROBERTO LARA ROCHA
PRESIDENTE DEL CONSEJO DIRECTIVO
DE LA JUNTA MUNICIPAL DE AGUA Y
SANEAMIENTO DE CHIHUAHUA



C.P. ARTURO JIMÉNEZ CÁRDENAS
TESORERO DEL CONSEJO DIRECTIVO
DE LA JUNTA MUNICIPAL DE AGUA Y
SANEAMIENTO DE CHIHUAHUA




ING. GABRIEL MARTÍN VALDÉZ JUÁREZ
SECRETARIO DEL CONSEJO DIRECTIVO
DE LA JUNTA MUNICIPAL DE AGUA Y
SANEAMIENTO DE CHIHUAHUA



ARQ. ANDRÉS ELÍAS MADERO
CONSEJERO
CÁMARA DE PROPIETARIOS DE BIENES
INMUEBLES A.C.



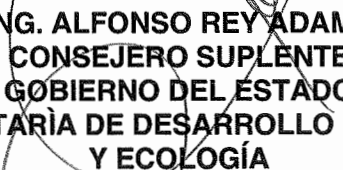
LIC. MARÍA EUGENIA GALVÁN ANTILLÓN
CONSEJERO
GOBIERNO DEL ESTADO
SECRETARÍA DE SALUD



ING. MANUEL ALTÉS CÁRDENAS
CONSEJERO
REPRESENTANTE DE LOS
TRABAJADORES AL SERVICIO DE LA
JUNTA MUNICIPAL DE AGUA Y
SANEAMIENTO DE CHIHUAHUA



ING. HUGO LOYA PLIEGO
CONSEJERO SUPLENTE
CÁMARA NACIONAL DE LA INDUSTRIA
DE LA TRANSFORMACIÓN



ING. ALFONSO REY ADAME
CONSEJERO SUPLENTE
GOBIERNO DEL ESTADO
SECRETARÍA DE DESARROLLO URBANO
Y ECOLOGÍA



LIC. CARLOS FIERRO PORTILLO
CONSEJERO
CÁMARA DE COMERCIO, DE SERVICIOS
Y TURISMO CHIHUAHUA



ING. ARTURO DÁVILA DÓZAL
CONSEJERO
CÁMARA MEXICANA DE LA INDUSTRIA
DE LA CONSTRUCCIÓN

SIN TEXTO